


# GENERAL CATALOGUE



Worldwide Fitness Company



DESIGN  
& MADE  
INITALY



**MADE IN ITALY**

**PANATTA È LA PIÙ LONGEVA AZIENDA ITALIANA NEL SETTORE DEL FITNESS, UNICA A REALIZZARE MACCHINARI COMPLETAMENTE MADE IN ITALY.**

NATA 6 DECENNI FA DALLA PASSIONE DI RUDY PANATTA, L'AZIENDA FONDA LE PROPRIE RADICI NELLE ORIGINI DELLA CULTURA FISICA.

IL SUCCESSO DEL BRAND PANATTA NEL MONDO È STATO POSSIBILE GRAZIE AL TOTALE CONTROLLO DEL CICLO DI SVILUPPO E DEL PROCESSO PRODUTTIVO DI OGNI SINGOLO MACCHINARIO, LE CUI FASI SI SVOLGONO TUTTE ALL'INTERNO DELL'AZIENDA. L'AZIENDA SI SVILUPPA SU OLTRE 20.000 m<sup>2</sup> COPERTI DI STABILIMENTI DI PROPRIETÀ SITUATI NEL CUORE DELLA REGIONE MARCHE.

#### HEADQUARTER

- Sede legale e amministrativa
- Direzione commerciale e marketing
- Showroom di oltre 1500 m<sup>2</sup> con più di 250 macchinari da poter visionare e provare
- Progettazione e sviluppo formata da un team di ingegneri e designer
- Sede operativa assistenza e spedizione ricambi

#### STABILIMENTI PRODUTTIVI

- Officina prototipazione
- Laboratorio test e collaudi
- Reparto meccanica dotato di oltre 16 postazioni di saldatura manuale, robot di saldatura tridimensionale a 10 assi e centri di lavoro a controllo numerico
- Centro automatizzato di produzione dei mattoni contrappesi comprensivo di taglio, foratura e lavorazioni di finitura (1 mattone ogni 38 secondi)
- Reparto stampaggio poliuretano con doppio impianto per produzione flessibile (imbottiture) e integrale (pedane, cloche, ecc.)
- Impianto di verniciatura a polvere in linea: sabbiatrice per la pulizia dei pezzi, 3 cabine di verniciatura con impianto robotizzato, forno di cottura e trascinatore aereo lungo 250 m che consegna il prodotto finito direttamente al reparto assemblaggio. Impianto operativo su più turni di lavoro
- Reparti montaggio isotonico e cardio fitness
- Controllo qualità e collaudo finale di ogni singolo prodotto realizzato
- Sede logistica e spedizione merce con sistema di imballaggio robotizzato

**CHI SCEGLIE IL BRAND PANATTA SPOSA UNA STORIA, UNA TRADIZIONE, UN'ECCCELLENZA BIOMECCANICA E UNA QUALITÀ SENZA PARAGONI.**



Worldwide Fitness Company

**6 DECADES OF HISTORY  
THE SAME COMPANY  
PROPERTY OVER  
THE YEARS**

**6 DECADI DI STORIA  
SEMPRE LA STESSA,  
ED UNICA PROPRIETÀ**

DESIGN  
& MADE  
IN ITALY

# PANATTA HEADQUARTER ITALY

DESIGN  
& MADE  
INITALY



CERTIFICATIONS





**PANATTA CARDIO FITNESS MAIN FEATURES**

**AUTOLUBRICATION**  
FOR THE CARDIO LINE PANATTA CHOSE MATERIALS FROM THE AUTOMOTIVE WORLD AND INTRODUCED AN AUTOMATIC LUBRICATION SYSTEM THAT SAVES UP TO € 1.000 TO A USER IN THE FIRST TWO YEARS OF USE AND MAINTENANCE.

**DESIGN AND MADE IN ITALY**

LET'S SAVE YOUR MONEY!

**PANATTA SHOWROOM ITALY - 1500 sqm**

THE WIDEST VARIETY OF EQUIPMENT DISPLAYED/ MORE THAN 250 UNITS

**DESIGN & MADE IN ITALY**

**PANATTA** Fitness Company

**DESIGN & MADE IN ITALY**

**NO FRILLS**

**ONLY**

**NO**

# GENERAL CATALOGUE

## CARDIO 8

### PININFARINA

TOUCH	12
LED PLUS	20

### FENIX

TOUCH	26
LED PLUS	34

### ECOLINE

42

## STRENGTH 50

### SELECTORIZED

MONOLITH	52
FIT EVO (machines/benches)	54
SEC (machines/benches)	70
	100

### PLATE LOADED

FREEWEIGHT SPECIAL (machines/benches)	120
FREEWEIGHT HP (machines/benches)	138

### ACCESSORIES

164

## POWERLIFTING 176

### BENCHES / RACKS / PLATFORMS

176

## FUNCTIONAL 182

### DFC - DYNAMIC FUNCTIONAL CAGE

INDOOR (cages / rigs / racks / elements)	184
OUTDOOR (cages / elements)	206
FUNCTIONAL ACCESSORIES	224

INSIDE	230
DUAL ADJUSTABLE PULLEY	236

## FLEXIBILITY 240

### STRETCHING BENCHES

240

## KIDS SYSTEM 244

### KIDS SYSTEM

244

## GROUP ACTIVITIES 250

### RACE WALKER AEROBICS

250  
254

## INTERIOR DESIGN 258

### INTERIOR

258

## GYM FLOOR 264

### GYM FLOOR

264

## SERVICES / REFERENCES 266

### MARKETING SUPPORT / AFTER SALES SERVICES / LAY OUT / REFERENCES

266  
270

## ATELIER 284

# PANATTA CARDIO FITNESS MAIN FEATURES

## DESIGN AND MADE IN ITALY

PANATTA CARDIO FITNESS IS A PERFECT COMBINATION OF SHAPE AND TECHNOLOGY, BEAUTY AND FUNCTIONALITY. 100% MADE IN ITALY. MAXIMUM CUSTOMIZATION.

## THE BEST QUALITY/PRICE RATIO

MAXIMUM FUNCTIONALITY WITH AN EXCELLENT VALUE FOR MONEY.

## AUTROLUBRICATION

FOR THE CARDIO LINES PANATTA CHOOSES MATERIALS FROM THE AUTOMOTIVE WORLD AND INTRODUCED AN AUTOMATIC LUBRICATION SYSTEM THAT SAVES UP TO € 1.000 IN THE FIRST THREE YEARS OF RUNNER MAINTENANCE.

## PROFESSIONAL AND USER FRIENDLY

TRAINING PROGRAMS SUITED FOR EVERY USER, FROM THE ENTRY-LEVELS TO THE PROFESSIONALS OF DIFFERENT SPORTS. USER-FRIENDLY, INTUITIVE AND MODERN DISPLAY.



# PANATTA PLUS



## PANATTA PLUS CARDIO AND STRENGTH CONNECTED

### APP YOUR DIGITAL CLUB



#### APP-INTEGRATED MACHINES

Cardio and strength machines integrated with the training app of the customer



#### CUSTOMERS PERFORMANCE

The user can automatically save all the training parameters while the system tracks the progresses over time



#### IMMEDIATE RECOGNITION

Just get your Smartphone closer to the machine in order to start the programme assigned by the trainer

## PANATTA PLUS NEW MANAGEMENT OF THE TECHNICAL TEAM THE CUSTOMER IS THE FOCUS OF THE CLUB

### SOFTWARE WHAT PANATTA PLUS IS GOING TO DO FOR YOUR CLUB



#### METHOD

Uniform working method for the whole club team



#### MANAGEMENT

Management and constant monitoring of the technical department and goals reaching by the trainers



#### FEEDBACK

Monitoring of the customers feedback



#### SUBSCRIPTIONS

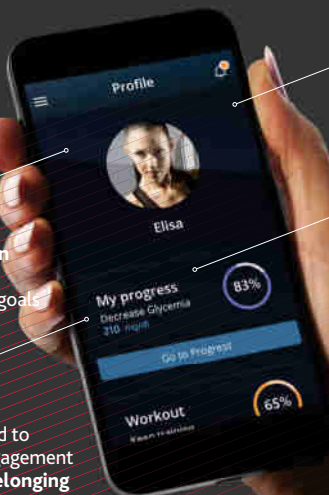
New sales model: subscriptions and objectives without time limit



#### MERITOCRACY

Opportunity to reward the trainers basing on an objective recognition method of their job performance

## PANATTA PLUS FOR THE FINAL CUSTOMER



It keeps **motivation** high on the path to get the training goals

A system conceived to strengthen the engagement and the sense of **belonging** to the Club

A method to reach the **goals** thanks to the constant support of a **real Trainer**

A system to **monitor progress** in real time while being motivated in getting the objectives by the Personal Trainer

## PANATTA PLUS FOR THE CLUB

— A new **working method** of the Trainers that focuses the attention on the final customer

— A system to know the real **feedback** of the clients. In order to deeply understand their needs and take them towards the objective to increase their loyalty and your turnover

— A practical and comfortable software for the **management** of the training cards, appointments, test and checks with customers.

— A sale model based on the Client **objectives**

### THE CLIENT DATA REMAIN PROPERTY OF THE CLUB





pininfarina

Worldwide Fitness Company

# PININFARINA CARDIO TOUCH

La linea cardiofitness che ha fatto invecchiare di 10 anni tutta la concorrenza. La più copiata! Un nome leggendario per tutti gli amanti delle auto sportive portavoce di uno stile inconfondibile nel mondo, firma la nuova linea di macchine Panatta. Un nuovo cardiofitness che coniuga il perfetto incontro tra forma e tecnologia, tra bellezza e funzionalità.

The cardio fitness line that has aged the keen competition of 10 years. The most imitated! A legendary name in the world of sports cars and the envoy of an unmistakable style throughout the world has designed the new line of panatta cardio fitness machines. A new concept in cardio fitness that represents the perfect union of form and technology, beauty and functionality.

n° machines: 4

Find more



Panatta Plus  
Connection



FR. La ligne cardiofitness qui a fait vieillir de 10 ans toutes les autres. La plus copiée! Un nom légendaire pour tous les amoureux des voitures de sport, chef de file d'un style unique au monde, signe la nouvelle ligne de machines cardio fitness Panatta. Une nouvelle machine cardio fitness qui concilie l'alliance parfaite entre forme et technologie, entre beauté et fonctionnalité.

ES. La línea cardio-fitness que ha echo envejecer de 10 años todas las demás líneas de la competencia. La más copiada! Un nombre legendario para todos los amantes de los coches deportivos, portavoz de un estilo inconfundible en el mundo, firma la nueva línea de máquinas cardiofitness Panatta. Un nuevo cardiofitness que conjuga la combinación perfecta entre forma y tecnología y entre belleza y funcionalidad.

DE. Die cardiofitness-linie hat gegenüber der Konkurrenz einen Vorsprung von 10 Jahren geschaffen. Sie ist die meistkopierte Linie! Der für alle Liebhaber sportlicher Automobile legendäre Name, Ausdruck eines weltweit unverwechselbaren Stils, zeichnet verantwortlich für die neue Linie der Cardiofitness-Maschinen von Panatta. Eine neue Cardiofitness, perfekte Verbindung von Form und Technologie, Schönheit und Funktionalität.

RU. Линия для кардиотренировок, которая отодвинула назад на 10 лет всех конкурентов. самая копируемая другими производителями! Легендарное имя для всех любителей спортивных машин, синоним уникального в мире стиля, становится лицом новой линии оборудования для занятий кардиофитнесом компании Panatta. Новый вид кардиофитнеса, который прекрасно сочетает в себе форму и технологию, красоту и функциональность.

AR.

خط Cardiofitness الذي يسبق المنافسين بـ 10 سنوات. وهو الأكثر تقليداً! اسم لامع بين جميع عشاق السيارات الرياضية. ويعتبر ناطقاً برسمي باسم طراز في العالم. بحيث قام بوضع توقيعه على التشكيلة الجديدة لماكينات لياقة القلب التي تقوم بصنعها شركة Panatta. لياقة جديدة للقلب. تجمع بداخلها لغاز نام ما بين الشكل والتكنولوجيا وما بين الجمال والعملية.





YOUR PERSONAL WORKOUT  
SET YOUR DATA

SET AGE

SET WEIGHT

30  
Years

70

PANATIA

# MULTI-TOUCH SCREEN

## DISPLAY HD 15' LED

MAXIMUM BRIGHTNESS AND VISIBILITY OF THE PARAMETERS. A DISPLAY DESIGNED TO LAST FOREVER AND LOWER THE ENERGY CONSUMPTION.

## CAPACITIVE MULTI-TOUCH SCREEN

MULTI TOUCH SCREEN, 5 POINTS FOR AN INCREDIBLE EXPERIENCE AND USER INTERACTION.

## RELIABILITY

GLASS TOUCH-SCREEN WITH TEMPERED 4 MM THICKNESS, GUARANTEE OF RESISTANCE AGAINST BREAKAGES AND SCRATCHES. INDUSTRIAL COMPONENT FOR A LONG LASTING RELIABILITY OF PROFESSIONAL USE.

## IMPERMEABILITY

ASSEMBLY TOUCH SCREEN IN ASEPTIC ENVIRONMENT WITH WATERPROOF GUARANTEE.


# RUNNER - TOUCH

1PPT603



# ELLIPTICAL - TOUCH

1PPT604



	Touch Screen		Design		Automatic Lubrication		Training Programs		Virtual training		Rapid Touch Control		Panatta Plus Connection
Inclination	0-15%	Treadmill surface (LxW)	155x52 cm	Warranty frame	7 years	Wifi®/Bluetooth®	optional						
Speed	0,5/25 Km/h	Power Supply	230 VAC 50/60 Hz	Internet Connection	yes								
Dimensions (LxWxH)	231x98x152 cm	Engine Power (peak)	7 HP	TV: DVB-T H.264, IPTV*	standard								
Machine Weight	227 kg	Max. absorbed power	2300 VA	TV: DVB-C, ATSC	optional								

	Touch Screen		Design		Training Programs		Virtual training		Rapid Touch Control		Panatta Plus Connection
Difficulty levels	32	Stride Length	52 cm	Power Consumption	40 VA	TV: DVB-C, ATSC	optional				
Resistance	500 W	Transmission system	belt	Warranty frame	7 years	Wifi®/Bluetooth®	optional				
Dimensions (LxWxH)	230x70x175 cm	Resistance system	electromagnetic	Internet Connection	yes						
Machine Weight	164 kg	Power Supply	100-230 VAC 50/60 Hz	TV: DVB-T H.264, IPTV*	standard						

# BIKE – TOUCH

1PPT601



# HORIZONTAL BIKE – TOUCH

1PPT602



Difficulty levels	32	Transmission system	belt	Warranty frame	7 years	Wifi®/Bluetooth®	optional
Resistance	500 W	Resistance system	electromagnetic	Internet Connection	yes		
Dimensions (LxWxH)	116x55x149 cm	Power Supply	100-230 VAC 50/60 Hz	TV: DVB-T H.264, IPTV*	standard		
Machine Weight	76 kg	Power Consumption	40 VA	TV: DVB-C, ATSC	optional		



Difficulty levels	32	Transmission system	belt	Warranty frame	7 years	Wifi®/Bluetooth®	optional
Resistance	500 W	Resistance system	electromagnetic	Internet Connection	yes		
Dimensions (LxWxH)	155x66x127 cm	Power Supply	100-230 VAC 50/60 Hz	TV: DVB-T H.264, IPTV*	standard		
Machine Weight	95 kg	Power Consumption	40 VA	TV: DVB-C, ATSC	optional		



pininfarina

Worldwide Fitness Company

# PININFARINA LED PLUS

La linea cardiofitness che ha fatto invecchiare di 10 anni tutta la concorrenza. La più copiata! Un nome leggendario per tutti gli amanti delle auto sportive, portavoce di uno stile inconfondibile nel mondo, firma la nuova linea di macchine Panatta. Un nuovo cardiofitness che coniuga il perfetto incontro tra forma e tecnologia, tra bellezza e funzionalità.

The cardio fitness line that has aged the keen competition of 10 years. The most imitated! A legendary name in the world of sports cars and the envoy of an unmistakable style throughout the world has designed the new line of panatta cardio fitness machines. A new concept in cardio fitness that represents the perfect union of form and technology, beauty and functionality.

n° machines: 4

Find more



FR. La ligne cardiofitness qui a fait vieillir de 10 ans toutes les autres. La plus copiée! Un nom légendaire pour tous les amoureux des voitures de sport, chef de file d'un style unique au monde, signe la nouvelle ligne de machines cardio fitness panatta. Une nouvelle machine cardio fitness qui concilie l'alliance parfaite entre forme et technologie, entre beauté et fonctionnalité.

ES. La línea cardio-fitness que ha echo envejecer de 10 años todas las demás líneas de la competencia. La más copiada! Un nombre legendario para todos los amantes de los coches deportivos, portavoz de un estilo inconfundible en el mundo, firma la nueva línea de máquinas cardiofitness panatta. Un nuevo cardiofitness que conjuga la combinación perfecta entre forma y tecnología y entre belleza y funcionalidad.

DE. Die cardiofitness-linie hat gegenüber der konkurrenz einen vorsprung von 10 jahren geschaffen. Sie ist die meistkopierte linie! Der für alle liebhaber sportlicher automobile legendäre name, ausdruck eines weltweit unverwechselbaren stils, zeichnet verantwortlich für die neue linie der kardiofitness-maschinen von panatta. Eine neue kardiofitness, perfekte verbindung von form und technologie, schönheit und funktionalität.

RU. Линия для кардиотренировок, которая отодвинула назад на 10 лет всех конкурентов. Самая копируемая другими производителями! Легендарное имя для всех любителей спортивных машин, синоним уникального в мире стиля, становится лицом новой линии оборудования для занятий кардиофитнесом компании Panatta. Новый вид кардиофитнеса, который прекрасно сочетает в себе Форму и технологию, красоту и функциональность.

AR.

خط Cardiofitness الذي يسبق المنافسين بـ 10 سنوات. وهو الأكثر تقليداً! اسم لامع بين جميع عشاق السيارات الرياضية. ويعتبر ناطق رسمي باسم طراز مميز في العالم. بحيث قام بوضع توقيعه على التشكيلة الجديدة لياقة القلب التي تقوم بصنعها شركة Panatta. لياقة جديدة للقلب. جمع بداخلها لغاء نام ما بين الشكل والتكنولوجيا وما بين الجمال والعملية.



# RUNNER – LED PLUS

LED PLUS - 1PP103

# ELLIPTICAL – LED PLUS

LED PLUS POWERED - 1PP104  
LED PLUS SELF POWERED - 1PP104A



- Design
- Automatic Lubrication
- Training Programs
- Rapid Touch Control

Inclination	0-15%	Machine Weight	227 kg	Power Supply	230 VAC 50/60 Hz	Max. absorbed power	2300 VA
Speed	0,5/20 Km/h	Treadmill surface (LxW)	155x52 cm	Engine Power (peak)	7 HP	Warranty frame	7 years
Dimensions (LxWxH)	231x98x152 cm						



- Design
- Training Programs
- Rapid Touch Control
- Energy Saving

Difficulty levels	1-16	Machine Weight	164 kg	Resistance system	electromagnetic	Warranty frame	7 years
Resistance	500 W	Stride Length	52 cm	Power Supply (Powered)	100-230 VAC 50/60 Hz		
Dimensions (LxWxH)	230x70x175 cm		Transmission system	belt	Power Consumption (Powered)	50 VA	

# BIKE – LED PLUS

LED PLUS POWERED - 1PP101  
LED PLUS SELF POWERED - 1PP101A

# HORIZONTAL BIKE – LED PLUS

LED PLUS POWERED - 1PP102  
LED PLUS SELF POWERED - 1PP102A



Design
 Training Programs
 Rapid Touch Control
 ES Energy Saving

Difficulty levels	1-16	Machine Weight	76 kg	Power Supply (Powered)	100-230 VAC 50/60 Hz
Resistance	500 W	Transmission system	belt	Power Consumption (Powered)	40 VA
Dimensions (LxWxH)	116x55x149 cm	Resistance system	electromagnetic	Warranty frame	7 years



Design
 Training Programs
 Rapid Touch Control
 ES Energy Saving

Difficulty levels	1-16	Machine Weight	95 kg	Power Supply (Powered)	100-230 VAC 50/60 Hz
Resistance	500 W	Transmission system	belt	Power Consumption (Powered)	40 VA
Dimensions (LxWxH)	155x66x127 cm	Resistance system	electromagnetic	Warranty frame	7 years



Worldwide Fitness Company

# FENIX CARDIO TOUCH

La purezza del design rinasce nell'essenza della tecnologia: forme pulite, interfaccia multi-touch screen con programmi d'allenamento ideali per soddisfare le esigenze di qualsiasi utente. Finalmente con Fenix il vero Made in Italy ad un rapporto qualità/prezzo che solo Panatta può offrire.

The design purity revives into the essence of technology: multi-touch screen interface with training programs suitable to satisfy the needs of every user. At last with Fenix the real Made in Italy with a quality/price ratio that only Panatta can offer.

n° machines: 6

Find more



Panatta Plus  
Connection



FR. La pureté du design renaît dans l'essence de la technologie : des formes claires, une interface multi-touch screen avec des programmes d'entraînement pour toute exigence de l'utilisateur. Finalement avec Fenix le vrai Made in Italy à un rapport qualité-prix tel qu'il ne peut être offert que par Panatta même.

ES. La pureza del design renace en la esencia de la tecnología: formas limpias, una interfaz multi-touch screen con programas de entrenamiento para todo tipo de exigencia del usuario. Por fin gracias a Fenix tenemos el verdadero „Made in Italy“ con una relación calidad-precio que sólo Panatta puede ofrecer.

DE. Die Reinheit des Designs wird im Wesen der Technik wiedergeboren: klare Formen, multi-touch screen Benutzeroberfläche mit geeigneten Trainingsprogrammen, um den Bedürfnissen aller Benutzer gerecht zu werden. Schließlich erhalten Sie mit Fenix ein echtes Produkt Made in Italy zu einem optimalen Preis-Leistungs-Verhältnis, das nur Panatta anbieten kann.


RU. Чистота дизайна возрождается самой сущностью высоких технологий: чистые линии, multifunctional интерфейс с сенсорным дисплеем с программами тренировок, которые идеально подходят для удовлетворения потребностей любых клиентов. Наконец, благодаря Fenix, появилось настоящее изделие под маркой «Сделано в Италии» (Made in Italy) с отличным соотношением качество/цена, что только компания Panatta может предложить.

AR. تتكامل أناقة التصميم مع جوهر التقنية: أشكال جميلة، واجهة بسيطة وبيديهية ببرامج تدريب مناسبة جدا لتلبي احتياجات أي مستخدم. وأخير وليس آخرًا، مع Fenix، فخر الصناعة الإيطالية. يتوازن بين الجودة/السعر الذي تستطيع فقط تقديمه Panatta.




# RUNNER - TOUCH

1FXT003



# ELLIPTICAL - TOUCH

1FXT004



*doubletrainer*



	Touch Screen		Design		Automatic Lubrication		Training Programs		Virtual training		Rapid Touch Control		Panatta Plus Connection
<b>Inclination</b>	0-15%	<b>Max. absorbed power</b>	2300 VA	<b>Warranty frame</b>	7 years	<b>Optional frame colours</b>	graphite, white, yellow, red, green, glossy black, matt black, pink, orange, gold, only transparent						
<b>Speed</b>	0,5/20 Km/h	<b>Power Supply</b>	2300 VAC 50/60 Hz	<b>Engine Power (peak)</b>	7 HP	<b>Wifi®/bluetooth®</b>	optional						
<b>Dimensions (LxWxH)</b>	215x85x145 cm	<b>TV: DVB-T.H.264, IPTV*</b>	standard	<b>Standard frame colour</b>	glossy silver								
<b>Machine Weight</b>	205 kg	<b>TV: DVB-C, ATSC</b>	optional										
<b>Treadmill surface (LxW)</b>	155x52 cm	<b>Internet Connection</b>	yes										

	Touch Screen		Design		Training Programs		Virtual training		Rapid Touch Control		Panatta Plus Connection
<b>Difficulty levels</b>	32	<b>Stride Length</b>	52 cm	<b>Internet Connection</b>	yes	<b>Optional frame colours</b>	graphite, white, yellow, red, green, glossy black, matt black, pink, orange, gold, only transparent,				
<b>Resistance</b>	500 W	<b>Transmission system</b>	belt	<b>TV: DVB-T.H.264, IPTV*</b>	standard						
<b>Dimensions (LxWxH)</b>	220x75x160 cm	<b>Warranty frame</b>	7 years	<b>TV: DVB-C, ATSC</b>	optional						
<b>Power Consumption</b>	40 VA	<b>Resistance system</b>	electromagnetic	<b>Wifi®/bluetooth®</b>	optional						
<b>Machine Weight</b>	140 kg	<b>Power Supply</b>	100-230 VAC 50/60 Hz	<b>Standard frame colour</b>	glossy silver						



# BIKE – TOUCH







1FXT001









# HORIZONTAL BIKE – TOUCH

1FXT002



	Touch Screen		Design		Training Programs		Virtual training		Rapid Touch Control		Panatta Plus Connection
<b>Difficulty levels</b>	32	<b>Resistance system</b>	electromagnetic	<b>Warranty frame</b>	7 years	<b>Optional frame colours</b> graphite, white, yellow, red, green, glossy black, matt black, pink, orange, gold, only transparent					
<b>Resistance</b>	500 W	<b>Power Supply</b>	100/230 VAC 50/60 HZ	<b>Power Consumption</b>	40 VA	<b>Wifi®/bluetooth®</b> optional					
<b>Dimensions (LxWxH)</b>	125X60x145 cm	<b>TV: DVB-T H.264, IPTV*</b>	standard	<b>Standard frame colour</b>	glossy silver	<b>Standard frame colour</b> glossy silver					
<b>Machine Weight</b>	80 kg	<b>TV: DVB-C, ATSC</b>	optional								
<b>Transmission system</b>	belt	<b>Internet Connection</b>	yes								

	Touch Screen		Design		Training Programs		Virtual training		Rapid Touch Control		Panatta Plus Connection
<b>Difficulty levels</b>	32	<b>Resistance system</b>	electromagnetic	<b>Warranty frame</b>	7 years	<b>Optional frame colours</b> graphite, white, yellow, red, green, glossy black, matt black, pink, orange, gold, only transparent					
<b>Resistance</b>	500 W	<b>Power Supply</b>	100/230 VAC 50/60 Hz	<b>Power Consumption</b>	40 VA	<b>Wifi®/bluetooth®</b> optional					
<b>Dimensions (LxWxH)</b>	155X60x135 cm	<b>TV: DVB-T H.264, IPTV*</b>	standard	<b>Standard frame colour</b>	glossy silver	<b>Standard frame colour</b> glossy silver					
<b>Machine Weight</b>	85 kg	<b>TV: DVB-C, ATSC</b>	optional								
<b>Transmission system</b>	belt	<b>Internet Connection</b>	yes								

# STEP - TOUCH

1FXT005



# CLIMBER - TOUCH

1FXT006



THREE STEPS ALWAYS AVAILABLE



	Touch Screen		Design		Training Programs		Virtual training		Rapid Touch Control		Panatta Plus Connection
<b>Difficulty levels</b>	32	<b>Power Supply</b>	230 VAC 50/60 Hz	<b>Power Consumption</b>	40 VA	<b>Optional frame colours</b> graphite, white, yellow, red, green, glossy black, matt black, pink, orange, gold, only transparent					
<b>Dimensions (LxWxH)</b>	125X65x175 cm	<b>TV: DVB-T H.264, IPTV*</b>	standard	<b>Standard frame colour</b>	glossy silver						
<b>Machine Weight</b>	90 kg	<b>TV: DVB-C, ATSC</b>	optional	<b>Wifi®/bluetooth®</b>	optional						
<b>Length motion</b>	40 cm	<b>Internet Connection</b>	yes								
<b>Type of effort</b>	hydraulics	<b>Warranty frame</b>	7 years								

	Touch Screen		Design		Training Programs		Virtual training		Rapid Touch Control		Panatta Plus Connection
<b>Resistance range</b>	1-32 (progression 0,5)	<b>Step-up height</b>	36 cm	<b>Brake system</b>	electromagnetic	<b>Optional frame colours</b> graphite, white, yellow, red, green, glossy black, matt black, pink, orange, gold, only transparent					
<b>Dimensions (LxWxH)</b>	145x85x205 cm	<b>Resistance range</b>	1-32 (progression 0,5)	<b>Internet Connection</b>	yes						
<b>Machine Weight</b>	250 kg	<b>Power Supply</b>	48 VDC, 5.8 A, 280 W	<b>TV: DVB-T H.264, IPTV*</b>	standard						
<b>Step (LxWxH)</b>	27x46x19,5 cm	<b>Power Requirements</b>	100-240 VAC, 50/60 Hz	<b>TV: DVB-C, ATSC</b>	optional						
<b>Speed</b>	25-175 spm	<b>Transmission</b>	chain-belt	<b>Standard frame colour</b>	glossy silver						



Worldwide Fitness Company

# FENIX LED PLUS

La purezza del design rinasce nell'essenza della tecnologia: forme pulite, interfaccia multi-touch screen con programmi d'allenamento ideali per soddisfare le esigenze di qualsiasi utente. Finalmente con Fenix il vero Made in Italy ad un rapporto qualità/prezzo che solo Panatta può offrire.

The design purity revives into the essence of technology: multi-touch screen interface with training programs suitable to satisfy the needs of every user. At last with Fenix the real Made in Italy with a quality/price ratio that only Panatta can offer.

n° machines: 6

Find more



FR. La pureté du design renaît dans l'essence de la technologie : des formes claires, une interface simple et intuitive avec des programmes d'entraînement pour toute exigence de l'utilisateur. Finalement avec Fenix le vrai Made in Italy à un rapport qualité-prix tel qu'il ne peut être offert que par Panatta même.

ES. La pureza del design renace en la esencia de la tecnología : formas limpias, una interfaz sencilla e intuitiva con programas de entrenamiento para todo tipo de exigencia del usuario. Por fin gracias a Fenix tenemos el verdadero Made in Italy con una relación calidad-precio que sólo Panatta puede ofrecer.

DE. Die Reinheit des Designs wird im Wesen der Technik wiedergeboren: klare Formen, einfache und intuitive Benutzeroberfläche mit geeigneten Trainingsprogramme, um den Bedürfnissen aller Benutzer gerecht zu werden. Schließlich erhalten Sie mit Fenix ein echtes Produkt „Made in Italy“ zu einem optimales Preis-Leistung-Verhältnis, das nur Panatta anbieten kann.

RU. Чистота дизайна возрождается самой сущностью высоких технологий: чистые линии, простой и интуитивный интерфейс с программами тренировок, которые идеально подходят для удовлетворения потребностей любых клиентов. Наконец, благодаря Fenix, появилось настоящее изделие под маркой «Сделано в Италии» (Made in Italy) с отличным соотношением качество/цена, что только компания Panatta может предложить.

AR.

تتكامل أناقة التصميم مع جوهر التقنية: أشكال جميلة، واجهة بسيطة وديجيتية ببرامج تدريب مناسبة جدا لتلبي احتياجات أي مستخدم. وأخير وليس آخرًا، مع Fenix، فخر الصناعة الإيطالية، يتوازن بين الجودة/السعر الذي تستطيع فقط تقديمه Panatta.



# RUNNER- LED PLUS

LED PLUS - 1FX103



# ELLIPTICAL - LED PLUS

LED PLUS SELF POWERED - 1FX104A



- Design
- Training Programs
- Rapid Touch Control

Inclination	0-15%	Power Supply	230 VAC 50/60 Hz	Max. absorbed power	2300 VA	Optional frame colours	graphite, white, yellow, red, green, glossy black, matt black, pink, orange, gold, only transparent
Speed	0.5/20 km/h (±0.1)	Treadmill surface (LxW)	155x52 cm	Warranty frame	7 years		
Dimensions (LxWxH)	215x85x145 cm	Engine Power (peak)	7 HP				
Machine Weight	205 kg						

- Design
- Training Programs
- Rapid Touch Control
- Energy Saving

Difficulty levels	1-16	Machine Weight	140 kg	Resistance system	electromagnetic self powered	Optional frame colours	graphite, white, yellow, red, green, glossy black, matt black, pink, orange, gold, only transparent
Resistance	500 W	Stride Length	52 cm	Power Supply	self powered		
Dimensions (LxWxH)	220x75x160 cm	Transmission system	belt	Warranty frame	7 years		


# BIKE – LED PLUS

LED PLUS SELF POWERED - 1FX101A




# HORIZONTAL BIKE – LED PLUS

LED PLUS SELF POWERED - 1FX102A




<b>Difficulty levels</b>	1-16	<b>Transmission system</b>	belt	<b>Optional frame colours</b>	graphite, white, yellow, red, green, glossy black, matt black, pink, orange, gold, only transparent
<b>Resistance</b>	500 W	<b>Resistance system</b>	electromagnetic		
<b>Dimensions (LxWxH)</b>	125x60x145 cm	<b>Power Supply</b>	self powered		
<b>Machine Weight</b>	80 kg	<b>Warranty frame</b>	7 years		



<b>Difficulty levels</b>	1-16	<b>Transmission system</b>	belt	<b>Optional frame colours</b>	graphite, white, yellow, red, green, glossy black, matt black, pink, orange, gold, only transparent
<b>Resistance</b>	500 W	<b>Resistance system</b>	electromagnetic		
<b>Dimensions (LxWxH)</b>	155x60x135 cm	<b>Power Supply</b>	self powered		
<b>Machine Weight</b>	85 kg	<b>Warranty frame</b>	7 years		

# STEP - LED PLUS

LED PLUS - 1FX105




<b>Difficulty levels</b>	1-16	<b>Power Supply</b>	100-230 VAC 50/60 Hz	<b>Optional frame colours</b>	graphite, white, yellow, red, green, glossy black, matt black, pink, orange, gold, only transparent
<b>Dimensions (LxWxH)</b>	125x65x175 cm	<b>Type of effort</b>	hydraulics		
<b>Machine Weight</b>	90 kg	<b>Warranty frame</b>	7 years		
<b>Length motion</b>	52 cm				

# CLIMBER - LED PLUS

LED PLUS - 1FX106



THREE STEPS ALWAYS AVAILABLE



<b>Resistance range</b>	1-16 (progression 1)	<b>Speed</b>	25-175 spm	<b>Internet Connection</b>	yes	<b>Standard frame colour</b>	glossy silver
<b>Dimensions (LxWxH)</b>	145x85x205 cm	<b>Power Supply</b>	48 VDC, 5.8 A, 280 W	<b>TV: DVB-T/T2, H.264, IPTV*</b>	standard	<b>Optional frame colours</b>	graphite, white, yellow, red, green, glossy black, matt black, pink, orange, gold, only transparent
<b>Machine Weight</b>	250 kg	<b>Power Requirements</b>	100-240 VAC, 50/60 Hz				
<b>Step (LxWxH)</b>	27x46x19,5 cm	<b>Brake system</b>	electromagnetic	<b>TV: DVB-C, ATSC</b>	optional		
<b>Step-up height</b>	36 cm	<b>Transmission</b>	chain-belt				



# ECOLINE

Worldwide Fitness Company

## ECOLINE PANATTA

ECORACER – ECOCLIMBER - ECOPOWER RUN  
Energy-free / 7 livelli di resistenza / Made in Italy  
Sviluppare prodotti sostenibili e al passo con i tempi è da sempre un obiettivo di innovazione. Per questo abbiamo creato ECOLINE, una linea di macchinari cardio fitness completamente Energy Free. Macchinari estremamente versatili, ideali anche per essere integrati nelle aree funzionali.

ECORACER – ECOCLIMBER - ECOPOWER RUN  
Energy-free / 7 resistance levels / Made in Italy  
Our focus has always been developing sustainable products that are in line with the times and to promote innovation. That is the reason why we have designed ECOLINE, a cardio fitness machines range that is completely Energy Free. Extremely versatile machines ideal to be included even in functional spaces.

n° machines: 3

Find more



FR. ECORACER – ECOCLIMBER - ECOPOWER RUN  
Energy-free / 7 niveaux de résistance / Made in Italy  
L'écologie est un argument important dans le cadre de l'innovation et de l'étude de nouveaux produits. C'est pourquoi nous avons créé ECOLINE, une ligne de machines cardio fitness totalement energy free. Des machines extrêmement polyvalentes, idéales également pour être insérés dans des zones fonctionnelles.

ES. ECORACER – ECOCLIMBER - ECOPOWER RUN  
Energy-free / 7 niveles de resistencia / Made in Italy  
El desarrollo de productos sostenibles y a la altura de los tiempos ha sido siempre un objetivo de innovación. Para ello hemos creado ECOLINE, una línea de máquinas cardio fitness completamente Energy Free. Máquinas extremadamente versátiles, ideales también para ser integradas en áreas funcionales.

DE. ECORACER – ECOCLIMBER - ECOPOWER RUN  
Produktion Made in Italy – GREEN LINE ohne Strom!  
Nachhaltige Produkte zu entwickeln, die mit der Zeit gehen, war schon immer ein Ziel von Panatta. Aus diesem Grund haben wir die ECOLINE entwickelt, eine Linie von Cardio-Fitnessgeräten, die völlig Stromfrei sind. Äußerst vielseitige Geräte, die auch im Functional-Training integriert werden können.

RU. ECORACER – ECOCLIMBER - ECOPOWER RUN  
Не требует питания / 7 уровней сопротивления / Сделано в Италии  
Разработка долговечных изделий, идущих в ногу со временем, всегда являлась целью инноваций. Поэтому мы создали ECOLINE, линейку кардио тренажеров, не требующую подключения к источнику питания. Тренажеры отличаются исключительной универсальностью и могут устанавливаться также в функциональных зонах.

AR

ECORACER – ECOCLIMBER - ECOPOWER RUN بدون طاقة / 7 مستويات مقاومة / صنع في إيطاليا  
كان تطوير منتجات مستدامة تتماشى مع العصر دائما هدفاً للإبتكار. هذا هو السبب في أننا أنشأنا ECOLINE، وهو عبارة عن مجموعة من أجهزة لياقة القلب الخالية من الطاقة تماماً. أجهزة مرنة للغاية مثالية للاندماج في المناطق الوظيفية.

DESIGN  
& MADE  
IN ITALY

# ECORACER

ECORACER - 1CF71



DISPLAY LCD 3,5" (OPTIONAL)



WATCH THE VIDEO




## MAIN FEATURES

- WIDE RUNNING SURFACE**  
 The widest running surface of its category: 48x170 cm.
- HIGH SMOOTHNESS AND MAXIMUM QUIETNESS**  
 118 Ball bearings ensure movement smoothness and quietness.
- SHOCK ABSORBING SYSTEM**  
 60 Hi-grip rubberised slats minimize the impact on joints and ensure the maximum stability when training.
- 7 RESISTANCE LEVELS**  
 Braking system on 7 levels, from free run to a pushing movement.
- MAXIMUM SAFETY**  
 Indication of the correct training posture on the belt. Reverse motion prevented and notification of the belt limit.
- MULTI-DEVICE SUPPORT**  
 The machine is equipped with tablet and smartphone support.
- EASY MOVE**  
 Fast and easy motion thanks to the back wheels and one rear handrail.
- LARGE BOTTLE HOLDER**
- EXTREMELY STURDY AND DURABLE**  
 The ecoracer weight is of 217 kg, maximum stability even during high performance training.
- LONG LIFE AND LOW MAINTENANCE**  
 The belt does not need lubrication. Long-life components.
- MULTI-GRIP HANDLES**  
 Lateral support and double frontal handgrip (low/high) that allows different pushing positions.
- OPTIONAL: DISPLAY WITH LCD SCREEN**  
 Parameters: speed, time, distance, calories. Heart rate monitoring / polar compatibility.

## MAIN EXERCISES



RUN



WALK



WALK BACK




RUN&JUMP




PUSH



PUSH GLUTES



SLED



TWIST



PUSH ABDUCTORS



PUSH ADDUCTORS



SIDE STEP

+++



Energy Free

Resistance levels	7	Brake system	Magnetic	Bottle holder	yes	Optional frame colours	graphite, white, yellow, red, green, glossy black, matt black, pink, orange, gold, only transparent
Dimensions (LxWxH)	190x90x155 cm	Transmission system	Belt driven	Tablet holder	yes		
Machine Weight	217 kg	Speed	Free - defined by the user	Warranty frame	7 years		
Running Surface	48x170 cm	Power supply	Not required -Energy free	Optional	Display LCD 3,5" dim 7,5x4x6 cm		



# ECOCLIMBER

ECOCLIMBER - 1CF70

WATCH THE VIDEO



SMARTPHONE/TABLET SUPPORT



THREE STEPS ALWAYS AVAILABLE


## MAIN FEATURES

- HIGH SMOOTHNESS**  
 Resistance system with permanent magnets.
- COMPACT AND SPACE-SAVING**  
 Overall surface: 1,2 m<sup>2</sup>.
- TOTAL WORKOUT**  
 Availability of 3 steps that allow changing the intensity of training and lope .
- 7 RESISTANCE LEVELS**  
 Chance to change the training intensity.
- SAFETY BRAKING SYSTEM**  
 The safety braking system in the machine allows easily and safely starting and stopping of the workout.
- MULTI-GRIP HANDRAILS**  
 Ergonomic handrails for different types of training.
- MULTI-DEVICE SUPPORT**  
 The machine is equipped with a support for smartphones and tablets.
- LARGE BOTTLE HOLDER**
- EASY MOVE**  
 Fast and easy motion thanks to the back wheels and one rear handrail.
- LONG LIFE AND LOW MAINTENANCE**  
 Low maintenance and design conceived to last over the time. Long-life components.
- MAXIMUM STABILITY**  
 Hi-grip designed steps.

## MAIN EXERCISES



EASY CLIMB



PUSH



SPRINT



LATERAL



UNILATERAL



GLUTES

+++



Energy Free

Resistance levels	7	Power Supply	not required	User weight (optimal)	from 50 to 140 kg	Optional frame colours	graphite, white, yellow, red, green, glossy black, matt black, pink, orange, gold, only transparent
Dimensions (LxWxH)	145x90x215 cm	Brake system	magnetic	Bottle holder	yes		
Machine Weight	160 kg	Transmission	chain-belt	Tablet holder	yes		
Step (LxWxH)	27x46x19,5 cm	Minimum height of the ceiling	290 cm	Warranty frame	7 years		
Step-up height	32,5 cm	Brake system	magnetic				

# ECOPOWER RUN

ECOCLIMBER - 1CF70

WATCH THE VIDEO



SMARTPHONE/TABLET SUPPORT



MOBILE PLATFORMS



7 RESISTANCE LEVELS



Energy Free

Resistance levels	7	Power supply	not required	Bottle holder	yes	Optional frame colours	graphite, white, yellow,
Dimensions (LxWxH)	180x70x155 cm	Resistance system	Hydraulic pistons	Tablet holder	yes		red, green, glossy black,
Machine Weight	100 kg	Stride length	95 cm	Warranty frame	7 years		matt black, pink, orange,
							gold, only transparent


## MAIN FEATURES

- HIGH SMOOTHNESS**  
Resistance system with hydraulic pistons.
- COMPACT AND SPACE SAVING**  
Overall surface: 1,2 m<sup>2</sup>.
- FULL RANGE OF MOTION**  
Machine designed to allow full range of motion to each kind of user: step length 95 cm.
- 7 RESISTANCE LEVELS**  
Chance to change the training intensity.
- EASY ACCESS SYSTEM**  
The backrest and anti-slip footrest make easier the starting and stopping of the training.
- MULTI - GRIP HANDRAILS**  
Different types of training.
- MULTI-DEVICE SUPPORT**  
The machine is equipped with support for smartphones and tablets.
- LARGE BOTTLE HOLDER**
- EASY MOVE**  
Fast and easy motion thanks to the back wheels and one rear handrail.
- LONG LIFE AND LOW MAINTENANCE**  
Low maintenance and design conceived to last over the time. Long-life components.
- MOBILE PLATFORMS**  
Mobile platforms to ensure the physiological and correct posture during the workout.

## MAIN EXERCISES



HI-POWER TRAINING



CARDIO-POWER TRAINING



HI-POWER GLUTES TRAINING

# PANATTA HEADQUARTER ITALY

DESIGN  
& MADE  
INITALY



CERTIFICATIONS



# PANATTA STRENGTH LINES MAIN FEATURES

## THE ART OF MADE IN ITALY

OUR STRENGTH LINES PERFECTLY EMBODY THE PANATTA DNA: CONSTANT RESEARCH OF EXCELLENT BIOMECHANICS, 100% MADE IN ITALY, UNIQUE DESIGN AND EXTREME CARE TO DETAILS. ALL THE STRENGTH LINES ARE CHARACTERIZED BY TAILORED SARTORIAL SUPPLIES BASED ON CUSTOMER REQUIREMENTS. MORE THAN 2000 COLOUR COMBINATIONS.

## BIOMECHANICAL UNIQUENESS

PERFECT MACHINES IN THEIR FUNCTIONING AND ERGONOMICS THANKS TO MANY YEARS OF EXPERIENCE AND IN FULL RESPECT OF OUR PANATTA PHILOSOPHY. BIOMECHANICS DERIVED FROM THE EXPERIENCE GOT IN THE DEVELOPMENT OF THE FREE WEIGHT LINE, WHICH RESPONDS TO THE STRICT TRAINING STANDARDS OF THE ATHLETES AND PROFESSIONALS OF THE SECTOR ENSURING MAXIMUM PERFORMANCE RESULTS IN TOTAL SAFETY.

## SOLIDITY AND ROBUSTNESS

FRAMES MADE IN ALLOY STEEL FROM 3 TO 10 MM IN THICKNESS ENSURE THE HIGHEST SOLIDITY, STABILITY AND RESISTANCE WITH PARTICULAR FOCUS ON LIGHTNESS.




## MORE THAN 250 STRENGTH MACHINES

WITH MORE THAN 250 MACHINES PANATTA OFFERS THE WIDER RANGE OF STRENGTH EQUIPMENTS IN THE FITNESS SECTOR. PANATTA ISOTONIC LINES ARE THE ONLY ONES CAPABLE TO ENSURE HIGH-STANDARD MACHINES FOR A SYSTEMATIC AND EFFICIENT TRAINING OF EACH MUSCLE GROUP. UNIQUE AND PATENTED AT AN INTERNATIONAL LEVEL AND ABLE TO MEET THE NEEDS OF EVERY KIND OF USER.

## UNITY OF MEASURE

THE STRENGTH LINES MONOLITH, FIT EVO AND SEC ADDS-UP THE POSSIBILITY TO CHOOSE THE UNITY OF MEASURE INDICATED ON THE WEIGHT STACK BRICKS



LB/KG

KG

## THE BEST QUALITY / PRICE RATIO

OUR STRENGTH LINES COVER ALL THE RANGES OF INVESTMENT. THE MACHINES PRICES BOAST AN UNRIVALED COMPETITIVENESS IN THE MARKET ALSO IF COMPARED TO USED PRODUCTS. THE BEST FUNCTIONALITY AND PERFORMANCE WITH A VALUE FOR MONEY THAT ONLY PANATTA CAN OFFER.

# STRENGTH

## MONOLITH

DESIGNED AND MADE IN ITALY - WARRANTY: 10 YEARS  
39 Machines

UPPER BODY		LOWER BODY	MULTIFUNCTIONAL
Lat Pulldown Lat Pulldown Circular Lat Pulldown Convergent High Row Convergent Pulley Row Rowing Machine Circular Deltoid Press Circular Lateral Deltoids Vertical Chest Press Circular Inclined Chest Press Circular	Pectoral Machine Dips Press Curling Machine Triceps Machine Alternate Arm Curl Alternate Arm Extension  <b>CORE</b>  Lower Back Abdominal Crunch	Leg Extension Leg Curling Seated Leg Curling Horizontal Adjustable Leg Press Abductor Machine Adductor Machine Dual Adductor Abductor Machine Gluteus Machine Hip Thrust Calf Hack Machine	Cable Crossover Adjustable Cable Crossover Cable Station Adjustable Cable Station 4-Station Multi Gym Jungle Machine Jungle Machine + Cable Station with Bar Jungle Machine + Adjustable Cable Station with Bar Jungle Machine + Joint Bar + Jungle Machine Jungle Machine + Joint Bar + 4-Station Multi Gym Peck Back

## FIT EVO

DESIGNED AND MADE IN ITALY - WARRANTY: 7 YEARS  
62 Machines + 23 Benches

UPPER BODY		LOWER BODY	MULTIFUNCTIONAL
Lat Pulldown Lat Pulldown Circular Lat Pulldown Convergent High Row Convergent Pulley Row Rowing Machine Circular Deltoid Press Deltoid Press Base Deltoid Press Circular Lateral Deltoids Pectoral Machine Pectoral Machine Base Vertical Chest Press Vertical Chest Press Base Vertical Chest Press Circular Inclined Chest Press Circular	Inclined Chest Press Inclined Chest Press Base Pullover Machine Pullover Machine Base Dips Press Rotary Cuff Curling Machine Triceps Machine Alternate Arm Curl Alternate Arm Extension  <b>CORE</b>  Lower Back Upper Abdominal Machine Abdominal Crunch Torsion Machine	Leg Extension Leg Curling Seated Leg Curling Standing Leg Curling Dual System Horizontal Leg Press Horizontal Leg press Abductor Machine Adductor Machine Adductor / Abductor Machine Master Gluteus Master Gluteus Plus Gluteus Machine Hip Thrust Calf Machine Multi Hip Standing Abductor Machine Power Runner	Cable Crossover Adjustable Cable Crossover 4-Station Multi Gym 4-Station Multi Gym + Cable Station with Bar 4-Station Multi Gym + Adjustable Cable Station with Bar Smith Machine Linear Bearings High Low Pulley Jungle Machine Jungle Machine HLP Jungle Machine + Cable Station with Bar Jungle Machine Hip + Adjustable Cable Station with Bar Peck Back Standing Multi Flight Multipurpose Press Chin and Dip Counterbalanced

BENCHES			
Flat Bench Olympic Flat Bench Olympic Inclined Bench Olympic Declined Bench Olympic Shoulder Bench	Military Bench Seated Curl Bench Curl Rack Adjustable Back Extension Adjustable Crunch Board Reverse Crunch Abs Sit Up Board	Abdominal Isolator Iperextension Bench Iperextension 45° Bench Squat Rack Fully Adjustable Bench Chin and Dip Torsion Bench	Standing Double Twister Standing and Seated Double Twister Multipurpose Seated Bench Sissy Squat

## SEC

DESIGNED AND MADE IN ITALY - WARRANTY: 5 YEARS  
37 Machines + 11 Benches

UPPER BODY	CORE	LOWER BODY	MULTIFUNCTIONAL
Lat Pulldown Pulley Row Vertical Chest Press Convergent Plus Vertical Chest Press Convergent Inclined Chest Press Convergent Plus Inclined Chest Press Convergent Pectoral Machine Plus Pectoral Machine Deltoid Chest Press Convergent Plus Deltoid Chest Press Convergent Curling Machine Triceps Machine	Lower Back Upper Abdominal Machine	Leg Extension Leg Curling Seated Leg Curling Horizontal Leg Press Horizontal Leg Press / Medical Abductor Machine Adductor Machine Adductor / Abductor Machine Calf Machine Multi Hip	Cable Crossover Adjustable Cable Crossover High Low Pulley 4-Station Multi Gym 4-Station Multi Gym + Cable Station with Bar 4-Station Multi Gym + Adjustable Cable Station Smith Machine Linear Bearings Jungle Machine Jungle Machine HLP Jungle Machine + Cable Station with Bar Jungle Machine HLP + Adjustable Cable Station with Bar Peck Back

## SEC

DESIGNED AND MADE IN ITALY - WARRANTY: 2 YEARS  
37 Machines + 11 Benches

BENCHES			
Olympic Flat Bench Olympic Inclined Bench	Olympic Shoulder Bench Seated Curl Bench Curl Rack Adjustable Crunch Board	AB Crunch Bench Iperextension 45° Bench Fully Adjustable Bench	Chin and Dip Squat Rack

## FREWEIGHT SPECIAL

DESIGNED AND MADE IN ITALY - WARRANTY: 7 YEARS  
41 Machines + 2 Benches

UPPER BODY		LOWER BODY	MULTIFUNCTIONAL
Super Vertical Chest Press Super Inclined Chest Press Super Horizontal Flight Machine Super Inclined Flight Machine Super Declined Chest Press Super Pullover Machine Pullover Machine Super Lat Machine Convergent Super Lat Pulldown Circular Super High Row Super Power Row Super Low Row Super Rowing	T-Bar Row Super Dorsy Bar Front Dorsy Bar Super Deltoid Press Back Deltoids French Press Machine Alternate Triceps Machine Triceps Machine Alternate Curling Machine Curling Machine  <b>LOWER BODY</b>  Super Leg Press 45° Super Vertical Leg Press	Vertical Leg Press Belt Squat Reserve Hyperextension Olympic Half Rack Power Runner Alternate Leg Extension Leg Extension Alternate Leg Curling Leg Curling Seated Leg Curling Kneeling Leg Curling Super Seated Calf Donkey Calf	Olympic Smith Machine Counterbalanced Olympic Half Rack Olympic Power Rack  <b>BENCHES</b>  Preacher Curl Bench Seal Row Bench

## FREWEIGHT HP

DESIGNED AND MADE IN ITALY - WARRANTY: 7 YEARS  
45 Machines + 17 Benches

UPPER BODY		CORE	MULTIFUNCTIONAL
Super Vertical Chest Press Vertical Chest Press Super Inclined Chest Press Inclined Chest Press Super Inclined Bench Press Inclined Bench Press Super Horizontal Bench Press Horizontal Bench Press Inclined Flight Machine Dips Press Dual System Super Declined Chest Press Declined Chest Press Lat Machine Convergent	Super Low Row Low Row Super Power Row Power Row High Row Rowing Machine Dorsy Bar Super Deltoid Press Deltoid Press Back Deltoids Triceps Machine Curling Machine	Abdominal Crunch  <b>LOWER BODY</b>  Leg Press 45° Leg Press Bridge Squat Machine Power Squat Hack Squat Leg Extension Leg Curling Seated Calf Calf Hack	Smith Machine Counterbalanced Linear Bearings Base Smith Machine Counterbalanced Linear Bearings Full Power Smith Machine Dual System Power Smith Machine Dual System Upper Half Rack Full Half Rack Base Squat Machine Power Rack Jammer Combo Twist Squat Lunge

BENCHES			
Multipurpose Sit up Bench Fully Adjustable Bench Fully Adjustable (Special Kit Smith Machine Base)	Fully Adjustable (Special Kit Half Rack Base) Power Tower Olympic Multi Bench Super Olympic Flat Bench Olympic Flat Bench	Super Olympic Inclined Bench Olympic Inclined Bench Multimotion Bench Super Olympic Shoulder Bench Olympic Shoulder Bench Triceps Bench	Standing Curl Bench Adjustable Standing Curl Bench Dual Face Power Platform

## ACCESSORIES

Exercise Bars Barbells	Racks Dumbbells	Weight Discs	Accessory Holders
---------------------------	--------------------	--------------	-------------------





# MONOLITH

Worldwide Fitness Company

## MONOLITH

Monolith è la sintesi perfetta del dna Panatta: costante ricerca dell'eccellenza biomeccanica, Made in Italy al 100%, design unico ed estrema cura di ogni dettaglio. Una linea isotonica top di gamma che coniuga lusso ed eleganza per uno stile senza tempo.

Monolith perfectly embodies our Panatta DNA: constant research of excellent biomechanics, 100% Made in Italy, unique design and extreme care to details. An isotonic line that is the top of the range and that combines luxury and elegance in a never ending style.

n° machines: 39

Find more



Panatta Plus  
Connection



FR. Monolith est la synthèse parfaite de l'ADN Panatta: recherche constante de l'excellence biomécanique, Made in Italy au 100%, design unique et extrême attention aux détails. Une ligne de musculation top de gamme qui allie luxe et élégance pour un style intemporel.

ES. Monolith resume perfectamente el ADN Panatta: una búsqueda constante de la excelencia biomecánica 100% Made in Italy, diseño único y esmero en los detalles. Una línea isotónica de las mejores que une lujo y elegancia para un estilo sin tiempo.

DE. Monolith ist die perfekte synthese der DNA-Panatta: konstante suche nach exzellenz, biomechanik, Made in Italy 100%, einzigartiges design und äußerste sorgfalt für jedes detail.

Eine top isotonische linie die das Sortiment, Luxus und Eleganz zu einem zeitlosen Stil verbindet.

RU. Monolith – идеальный синтез, подчеркивающий ДНК Panatta: проведение постоянных исследований для достижения совершенной биомеханики, 100% Made in Italy, плавные контуры и отделка ручной работы наделяют новую линию уникальностью и эксклюзивностью. Новая линия силовых тренажеров сочетает в себе роскошь и элегантность, создавая подлинный стиль, неподвластный времени.

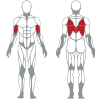
AR. Monolith من PANATTA يشمل بشكل مثالي : البحث المستمر للميكانيكا الحيوية الممتازة ، الصناعة الإيطالية 100% ، التصميم الفريد و الإهتمام بأدق التفاصيل .

نهج من الصناعة يمثل قمة المدى و يجمع بين الفخامة و الأناقة بالملوب لا ينتهي

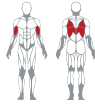
DESIGN  
& MADE  
IN ITALY



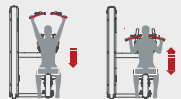


**LAT PULLDOWN**UPPER BODY  
1MTH001

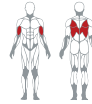
DIMENSIONS		LOAD	OPTIONAL
W 120 cm	H 230 cm	Std 100 kg	various bars and handles
L 120 cm	Wt 225 kg	Opt 130 kg	

**LAT PULLDOWN CONVERGENT**UPPER BODY  
1MTH007

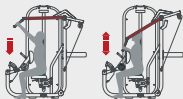
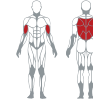
DIMENSIONS		LOAD	OPTIONAL
W 125 cm	H 200 cm	Std 100 kg	kit 2,5 kg increase
L 185 cm	Wt 285 kg	Opt 120 kg	

**LAT PULLDOWN CIRCULAR**UPPER BODY  
1MTH002

DIMENSIONS		LOAD	OPTIONAL
W 135 cm	H 215 cm	Std 100 kg	kit 2,5 kg increase
L 120 cm	Wt 325 kg	Opt 120 kg	

**HIGH ROW CONVERGENT**UPPER BODY  
1MTH006

DIMENSIONS		LOAD	OPTIONAL
W 110 cm	H 200 cm	Std 100 kg	kit 2,5 kg increase
L 175 cm	Wt 290 kg	Opt 120 kg	

**PULLEY ROW**UPPER BODY  
1MTH003

DIMENSIONS		LOAD	OPTIONAL
W 100 cm	H 200 cm	Std 100 kg	various bars and handles
L 190 cm	Wt 240 kg	Opt 130 kg	

**DELTOID CHEST PRESS CIRCULAR**UPPER BODY  
1MTH024

DIMENSIONS		LOAD	OPTIONAL
W 135 cm	H 160 cm	Std 100 kg	kit 2,5 kg increase
L 145 cm	Wt 320 kg	Opt 120 kg	

**ROWING MACHINE CIRCULAR**UPPER BODY  
1MTH004A

DIMENSIONS		LOAD	OPTIONAL
W 120 cm	H 160 cm	Std 100 kg	kit 2,5 kg increase rotating handgrips
L 160 cm	Wt 280 kg	Opt 120 kg	

**LATERAL DELTOIDS**UPPER BODY  
1MTH026

DIMENSIONS		LOAD	OPTIONAL
W 110 cm	H 160 cm	Std 80 kg	kit 2,5 kg increase
L 110 cm	Wt 225 kg		





## VERTICAL CHEST PRESS CIRCULAR

UPPER BODY  
1MTH033



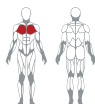
DIMENSIONS		LOAD	OPTIONAL
W 135 cm	H 175 cm	Std 100 kg	kit 2,5 kg increase
L 145 cm	Wt 310 kg	Opt 120 kg	



+

## PECTORAL MACHINE

UPPER BODY  
1MTH035



DIMENSIONS		LOAD	OPTIONAL
W 135 cm	H 160 cm	Std 80 kg	kit 2,5 kg increase
L 145 cm	Wt 290 kg	Opt 120 kg	



## INCLINED CHEST PRESS CIRCULAR

UPPER BODY  
1MTH034



DIMENSIONS		LOAD	OPTIONAL
W 135 cm	H 165 cm	Std 100 kg	kit 2,5 kg increase
L 145 cm	Wt 315 kg	Opt 120 kg	



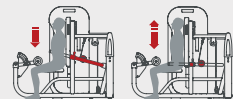
+

## DIPS PRESS

UPPER BODY  
1MTH138

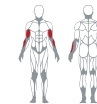


DIMENSIONS		LOAD	OPTIONAL
W 125 cm	H 160 cm	Std 80 kg	kit 2,5 kg increase
L 175 cm	Wt 320 kg	Opt 120 kg	



## CURLING MACHINE

UPPER BODY  
1MTH051



DIMENSIONS		LOAD	OPTIONAL
W 110 cm	H 160 cm	Std 80 kg	kit 2,5 kg increase
L 120 cm	Wt 260 kg		



## ALTERNATE ARM CURL

UPPER BODY  
1MTH056

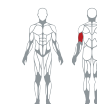


DIMENSIONS		LOAD	OPTIONAL
W 140 cm	H 160 cm	Std 50 kg	kit 2,5 kg increase
L 110 cm	Wt 230 kg	Opt 80 kg	



## TRICEPS MACHINE

UPPER BODY  
1MTH053

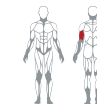


DIMENSIONS		LOAD	OPTIONAL
W 110 cm	H 160 cm	Std 50 kg	kit 2,5 kg increase
L 135 cm	Wt 200 kg	Opt 80 kg	



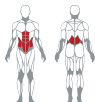
## ALTERNATE ARM EXTENSION

UPPER BODY  
1MTH057

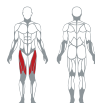


DIMENSIONS		LOAD	OPTIONAL
W 140 cm	H 160 cm	Std 50 kg	kit 2,5 kg increase
L 110 cm	Wt 230 kg	Opt 80 kg	

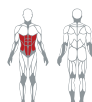


**LOWER BACK**CORE  
1MTH005

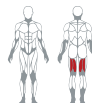
DIMENSIONS		LOAD	OPTIONAL
W 115 cm	H 160 cm	Std 80 kg	supergrip platform;
L 170 cm	Wt 275 kg	Opt 120 kg	kit 2,5 kg increase

**LEG EXTENSION**LOWER BODY  
1MTH081

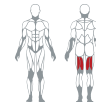
DIMENSIONS		LOAD	OPTIONAL
W 110 cm	H 160 cm	Std 80 kg	kit 2,5 kg increase
L 145 cm	Wt 265 kg	Opt 100 kg	

**ABDOMINAL CRUNCH**CORE  
1MTH067

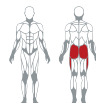
DIMENSIONS		LOAD	OPTIONAL
W 125 cm	H 170 cm	Std 50 kg	kit 2,5 kg increase
L 110 cm	Wt 215 kg	Opt 80 kg	

**LEG CURLING**LOWER BODY  
1MTH082

DIMENSIONS		LOAD	OPTIONAL
W 110 cm	H 160 cm	Std 80 kg	kit 2,5 kg increase
L 190 cm	Wt 265 kg	Opt 100 kg	

**SEATED LEG CURLING**LOWER BODY  
1MTH083

DIMENSIONS		LOAD	OPTIONAL
W 110 cm	H 160 cm	Std 80 kg	kit 2,5 kg increase
L 145 cm	Wt 265 kg	Opt 100 kg	

**ABDUCTOR MACHINE**LOWER BODY  
1MTH086

DIMENSIONS		LOAD	OPTIONAL
W 140 cm	H 160 cm	Std 80 kg	kit 2,5 kg increase;
L 140 cm	Wt 270 kg	Opt 100 kg	customizable privacy display

**HORIZONTAL ADJUSTABLE LEG PRESS**LOWER BODY  
1MTH085

DIMENSIONS		LOAD	OPTIONAL
W 115 cm	H 200 cm	Std 200 kg	adjustable carriage gas
L 200 cm	Wt 470 kg	Opt 300 kg	assisted; supergrip platform

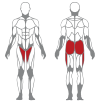
**ADDUCTOR MACHINE**LOWER BODY  
1MTH087

DIMENSIONS		LOAD	OPTIONAL
W 140 cm	H 160 cm	Std 80 kg	kit 2,5 kg increase;
L 140 cm	Wt 270 kg	Opt 100 kg	customizable privacy display



## DUAL ADDUCTOR ABDUCTOR MACHINE

LOWER BODY  
1MTH093

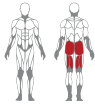


DIMENSIONS		LOAD	OPTIONAL
W 140 cm	H 160 cm	Std 80 kg	kit 2,5 kg increase;
L 140 cm	Wt 315 kg	Opt 100 kg	customizable privacy display



## HIP THRUST

LOWER BODY  
1MTH097

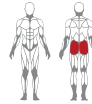


DIMENSIONS		LOAD	OPTIONAL
W 120 cm	H 160 cm	Std 100 kg	kit 2,5 kg increase
L 195 cm	Wt 330 kg	Opt 120 kg	adjustable platform



## GLUTEUS MACHINE

LOWER BODY  
1MTH088

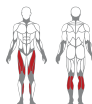


DIMENSIONS		LOAD	OPTIONAL
W 110 cm	H 160 cm	Std 50 kg	kit 2,5 kg increase
L 150 cm	Wt 275 kg	Opt 80 kg	



## CALF HACK MACHINE

LOWER BODY  
1MTH092

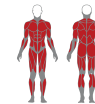


DIMENSIONS		LOAD	OPTIONAL
W 115 cm	H 200 cm	Std 100 kg	supergrip platform
L 190 cm	Wt 355 kg	Opt 130 kg	



## CABLE CROSSOVER

MULTIFUNCTIONAL  
1MTH111



DIMENSIONS		LOAD	OPTIONAL
W 110 cm	H 235 cm	Std 80 kg	kit 2,5 kg increase;
L 385 cm	Wt 495 kg	Opt 100 kg	various bars and handles



## CABLE STATION

MULTIFUNCTIONAL  
1MTH126

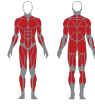


DIMENSIONS		LOAD	OPTIONAL
W 110 cm	H 235 cm	Std 80 kg	kit 2,5 kg increase;
L 110 cm	Wt 265 kg	Opt 100 kg	various bars and handles



## ADJUSTABLE CABLE CROSSOVER

MULTIFUNCTIONAL  
1MTH125



DIMENSIONS		LOAD	OPTIONAL
W 110 cm	H 235 cm	Std 80 kg	kit 2,5 kg increase;
L 385 cm	Wt 585 kg	Opt 100 kg	various bars and handles



## ADJUSTABLE CABLE STATION

MULTIFUNCTIONAL  
1MTH114



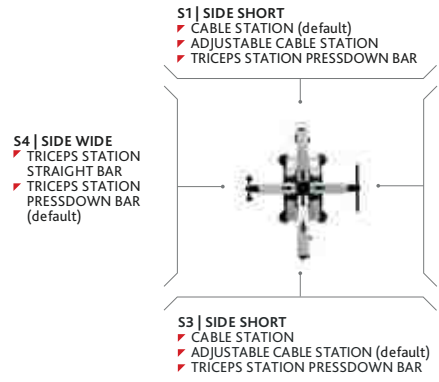
DIMENSIONS		LOAD	OPTIONAL
W 110 cm	H 235 cm	Std 80 kg	kit 2,5 kg increase;
L 110 cm	Wt 275 kg	Opt 100 kg	various bars and handles





### 4-STATION MULTI GYM

MULTIFUNCTIONAL - MODULAR MACHINE  
1MTH112



- S1 | SIDE SHORT**  
 ✓ CABLE STATION (default)  
 ✓ ADJUSTABLE CABLE STATION  
 ✓ TRICEPS STATION PRESSDOWN BAR

- S4 | SIDE WIDE**  
 ✓ TRICEPS STATION STRAIGHT BAR  
 ✓ TRICEPS STATION PRESSDOWN BAR (default)

- S2 | SIDE WIDE**  
 ✓ TRICEPS STATION STRAIGHT BAR (default)  
 ✓ TRICEPS STATION PRESSDOWN BAR

- S3 | SIDE SHORT**  
 ✓ CABLE STATION  
 ✓ ADJUSTABLE CABLE STATION (default)  
 ✓ TRICEPS STATION PRESSDOWN BAR

**DIMENSIONS**

W 150 cm H 240 cm  
 L 120 cm Wt 610 kg

**LOAD**

Std 80 kg  
 Opt 100 kg

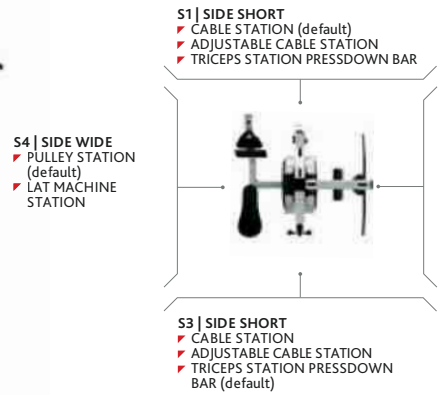
**OPTIONAL**

kit 2,5 kg increase (short sides);  
 various bars and handles



### JUNGLE MACHINE

MULTIFUNCTIONAL - MODULAR MACHINE  
1MTH115



- S1 | SIDE SHORT**  
 ✓ CABLE STATION (default)  
 ✓ ADJUSTABLE CABLE STATION  
 ✓ TRICEPS STATION PRESSDOWN BAR

- S4 | SIDE WIDE**  
 ✓ PULLEY STATION (default)  
 ✓ LAT MACHINE STATION

- S2 | SIDE WIDE**  
 ✓ PULLEY STATION  
 ✓ LAT MACHINE STATION (default)

- S3 | SIDE SHORT**  
 ✓ CABLE STATION  
 ✓ ADJUSTABLE CABLE STATION  
 ✓ TRICEPS STATION PRESSDOWN BAR (default)

**DIMENSIONS**


W 190 cm H 235 cm  
 L 205 cm Wt 665 kg

**LOAD**

Std 80/100 kg  
 Opt 100/130 kg

**OPTIONAL**

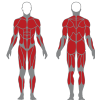
kit 2,5 kg increase (short sides);  
 various bars and handles



UNIVERSITY OF SOUTH AUSTRALIA  
 EDUCATIONAL  
 AUSTRALIA

## JUNGLE MACHINE / CABLE STATION WITH BAR

MULTIFUNCTIONAL  
1MTH115+1MTH116



DIMENSIONS		LOAD		OPTIONAL
W 205 cm	H 235 cm	Std 80/100 kg	kit 2,5 kg increase (short sides);	various bars and handles
L 480 cm	Wt 930 kg	Opt 100/130 kg		

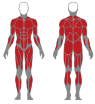
1MTH116

1MTH115

S1	CABLE STATION
S2	PULLEY STATION
S3	TRICEPS STATION PRESSDOWN BAR
S4	LAT MACHINE STATION

## JUNGLE MACHINE / JOINT BAR / JUNGLE MACHINE

MULTIFUNCTIONAL  
1MTH115+1MTH119+1MTH115



DIMENSIONS		LOAD		OPTIONAL
W 205 cm	H 235 cm	Std 80/100 kg	kit 2,5 kg increase (short sides);	various bars and handles
L 550 cm	Wt 1365 kg	Opt 100/130 kg		

1MTH115

1MTH115

S1	ADJUSTABLE CABLE STATION	S1	CABLE STATION
S2	LAT MACHINE STATION	S2	PULLEY STATION
S3	CABLE STATION	S3	ADJUSTABLE CABLE STATION
S4	LAT MACHINE STATION	S4	PULLEY STATION

## JUNGLE MACHINE / ADJUSTABLE CABLE STATION WITH BAR

MULTIFUNCTIONAL  
1MTH115+1MTH124



DIMENSIONS		LOAD		OPTIONAL
W 205 cm	H 235 cm	Std 80/100 kg	kit 2,5 kg increase (short sides);	various bars and handles
L 490 cm	Wt 975 kg	Opt 100/130 kg		

1MTH124

1MTH115

S1	ADJUSTABLE CABLE STATION
S2	PULLEY STATION
S3	TRICEPS STATION PRESSDOWN BAR
S4	LAT MACHINE STATION

## JUNGLE MACHINE / JOINT BAR / 4-STATION MULTI GYM

MULTIFUNCTIONAL  
1MTH115+1MTH119+1MTH112



DIMENSIONS		LOAD		OPTIONAL
W 205 cm	H 240 cm	Std 80/100 kg	kit 2,5 kg increase (short sides);	various bars and handles
L 555 cm	Wt 1310 kg	Opt 100/130 kg		

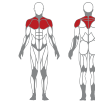
1MTH115

1MTH112

S1	TRICEPS STATION PRESSDOWN BAR	S1	CABLE STATION
S2	LAT MACHINE STATION	S2	TRICEPS STATION STRAIGHT BAR
S3	CABLE STATION	S3	ADJUSTABLE CABLE STATION
S4	PULLEY STATION	S4	TRICEPS STATION PRESSDOWN BAR

## PECK BACK

UPPER BODY  
1MTH117



DIMENSIONS		LOAD		OPTIONAL
W 130 cm	H 195 cm	Std 80 kg	kit 2,5 kg increase	
L 140 cm	Wt 275 kg			



CARTER ALSO AVAILABLE  
IN SILVER COLOUR  
OPTIONAL





Worldwide Fitness Company

**Fit Evo**

# PANATTA FIT EVO



Design moderno, biomeccanica Panatta.  
Fit Evo combina perfettamente funzionalità  
ed estetica, garantendo il massimo comfort  
per tutti gli utenti.

Cutting-edge biomechanical design by Panatta.  
Fit Evo is the perfect combination of functionality  
and aesthetics, guaranteeing the maximum  
comfort for every user.

n° machines: 62  
n° benches: 23

Find more



FR. Design moderne, biomécanique Panatta. Fit Evo allie  
parfaitement fonctionnalité et esthétique, tout en garantissant un  
confort maximum pour tous les usagers.

ES. Diseño moderno, biomecánica Panatta. Fit Evo combina  
perfectamente funcionalidad y estética, garantizando la máxima  
comodidad para todos los usuarios.

DE. Modernes Design, Biomechanik von Panatta. Fit Evo  
ist die perfekte Kombination von Funktionalität und Ästhetik  
und garantiert so höchsten Komfort für alle Benutzer.

RU. Современный дизайн. Биомеханика компании Panatta.  
Fit Evo прекрасно сочетает в себе функциональность и  
красивый внешний вид, гарантируя всем пользователям  
максимальный комфорт.

AR.

تصميم حديث وبيوميكانيكي من صنع Panatta  
يجمع تشكيلة Fit Evo بشكل تام ما بين العملية والجمالية، وتضمن أقصى حد  
من الراحة لجميع المستخدمين.



**THE EVO**



WILLIAM BONAC  
IFBB PRO

**CARTER IN ABS MATT BLACK**  
*OPTIONAL*





# NEW GLUTEUS CIRCUIT

THE BEST 4 MACHINES FOR GLUTEUS WORKOUT

**HIP THRUST**



**GLUTEUS MACHINE**



**STANDING ABDUCTOR MACHINE**



**MASTER GLUTEUS PLUS**






### LAT PULLDOWN

UPPER BODY  
1FE001



DIMENSIONS		LOAD	OPTIONAL
W 120 cm	H 240 cm	Std 100 kg	various bars and handles
L 140 cm	Wt 195 kg	Opt 120 kg	



### LAT PULLDOWN CONVERGENT

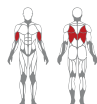
UPPER BODY  
1FE007




DIMENSIONS		LOAD
W 125 cm	H 210 cm	Std 100 kg
L 170 cm	Wt 260 kg	Opt 120 kg

### LAT PULLDOWN CIRCULAR

UPPER BODY  
1FE002



DIMENSIONS		LOAD
W 150 cm	H 220 cm	Std 100 kg
L 95 cm	Wt 265 kg	Opt 120 kg



### HIGH ROW CONVERGENT

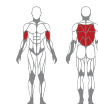
UPPER BODY  
1FE006



DIMENSIONS		LOAD
W 115 cm	H 210 cm	Std 100 kg
L 160 cm	Wt 265 kg	Opt 120 kg

### PULLEY ROW

UPPER BODY  
1FE003



DIMENSIONS		LOAD	OPTIONAL
W 100 cm	H 225 cm	Std 100 kg	various bars and handles
L 175 cm	Wt 215 kg	Opt 120 kg	




### DELTOID PRESS

UPPER BODY  
1FE025

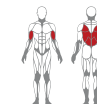


DIMENSIONS		LOAD
W 160 cm	H 160 cm	Std 80 kg
L 170 cm	Wt 210 kg	Opt 100 kg




### ROWING MACHINE CIRCULAR

UPPER BODY  
1FE004A



DIMENSIONS		LOAD	OPTIONAL
W 130 cm	H 185 cm	Std 100 kg	rotating handgrips
L 160 cm	Wt 270 kg	Opt 120 kg	




### DELTOID PRESS / BASE

UPPER BODY  
1FE025B

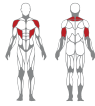


DIMENSIONS		LOAD
W 160 cm	H 160 cm	Std 80 kg
L 125 cm	Wt 180 kg	Opt 100 kg



## DELTOID PRESS CIRCULAR

UPPER BODY  
1FE024



### DIMENSIONS

W 145 cm H 185 cm  
L 140 cm Wt 275 kg

### LOAD

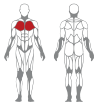
Std 100 kg  
Opt 120 kg



+

## PECTORAL MACHINE

UPPER BODY  
1FE035



### DIMENSIONS

W 145 cm H 160 cm  
L 130 cm Wt 230 kg

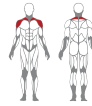
### LOAD

Std 80 kg  
Opt 120 kg



## LATERAL DELTOIDS

UPPER BODY  
1FE026



### DIMENSIONS

W 125 cm H 160 cm  
L 95 cm Wt 175 kg

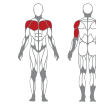
### LOAD

Std 50 kg



## VERTICAL CHEST PRESS

UPPER BODY  
1FE036



### DIMENSIONS

W 150 cm H 160 cm  
L 120 cm Wt 230 kg

### LOAD

Std 100 kg



+

## VERTICAL CHEST PRESS CIRCULAR

UPPER BODY  
1FE033



### DIMENSIONS

W 145 cm H 185 cm  
L 125 cm Wt 270 kg

### LOAD

Std 100 kg  
Opt 120 kg



+

## VERTICAL CHEST PRESS / BASE

UPPER BODY  
1FE036B



### DIMENSIONS

W 150 cm H 160 cm  
L 85 cm Wt 215 kg

### LOAD

Std 100 kg



+

## INCLINED CHEST PRESS CIRCULAR

UPPER BODY  
1FE034



### DIMENSIONS

W 145 cm H 185 cm  
L 135 cm Wt 265 kg

### LOAD

Std 100 kg  
Opt 120 kg



+

**INCLINED CHEST PRESS**UPPER BODY  
1FE037**DIMENSIONS**

W	160 cm	H	190 cm
L	145 cm	Wt	210 kg

**LOAD**

Std	80 kg
Opt	120 kg



+

**INCLINED CHEST PRESS/  
BASE**UPPER BODY  
1FE037B**DIMENSIONS**

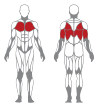
W	160 cm	H	190 cm
L	100 cm	Wt	200 kg

**LOAD**

Std	80 kg
Opt	120 kg



+

**PULLOVER MACHINE**UPPER BODY  
1FE039**DIMENSIONS**

W	140 cm	H	160 cm
L	150 cm	Wt	235 kg

**LOAD**

Std	80 kg
Opt	100 kg

**PULLOVER MACHINE /  
BASE**UPPER BODY  
1FE039B**DIMENSIONS**

W	140 cm	H	160 cm
L	115 cm	Wt	225 kg

**LOAD**

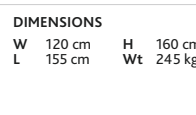
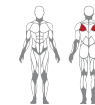
Std	80 kg
Opt	100 kg

**DIPS PRESS**UPPER BODY  
1FE038**DIMENSIONS**

W	120 cm	H	160 cm
L	155 cm	Wt	245 kg

**LOAD**

Std	80 kg
Opt	120 kg

**ROTARY CUFF**UPPER BODY  
1FE027**DIMENSIONS**

W	150 cm	H	160 cm
L	105 cm	Wt	190 kg

**LOAD**

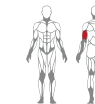
Std	50 kg
Opt	80 kg

**CURLING MACHINE**UPPER BODY  
1FE051**DIMENSIONS**

W	110 cm	H	160 cm
L	85 cm	Wt	165 kg

**LOAD**

Std	50 kg
Opt	80 kg

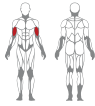
**TRICEPS MACHINE**UPPER BODY  
1FE053**DIMENSIONS**

W	115 cm	H	160 cm
L	120 cm	Wt	170 kg

**LOAD**

Std	50 kg
Opt	80 kg

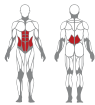


**ALTERNATE ARM CURL**UPPER BODY  
1FE056**DIMENSIONS**

W	150 cm	H	160 cm
L	85 cm	Wt	180 kg

**LOAD**

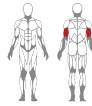
Std	50 kg
Opt	80 kg

**LOWER BACK**CORE  
1FE005**DIMENSIONS**

W	140 cm	H	160 cm
L	150 cm	Wt	185 kg

**LOAD**

Std	50 kg
Opt	120 kg

**ALTERNATE ARM EXTENSION**UPPER BODY  
1FE057**DIMENSIONS**

W	150 cm	H	160 cm
L	85 cm	Wt	190 kg

**LOAD**

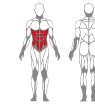
Std	50 kg
Opt	80 kg

**UPPER ABDOMINAL MACHINE**CORE  
1FE065**DIMENSIONS**

W	140 cm	H	160 cm
L	160 cm	Wt	180 kg

**LOAD**

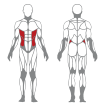
Std	50 kg
Opt	100 kg

**ABDOMINAL CRUNCH**CORE  
1FE067**DIMENSIONS**

W	130 cm	H	130 cm
L	130 cm	Wt	180 kg

**LOAD**

Std	50 kg
Opt	80 kg

**TORSION MACHINE**CORE  
1FE066**DIMENSIONS**

W	145 cm	H	160 cm
L	110 cm	Wt	175 kg

**LOAD**

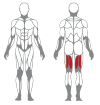
Std	50 kg
Opt	100 kg

**LEG EXTENSION**LOWER BODY  
1FE081**DIMENSIONS**

W	105 cm	H	160 cm
L	150 cm	Wt	210 kg

**LOAD**

Std	80 kg
Opt	100 kg

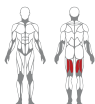
**LEG CURLING**LOWER BODY  
1FE082**DIMENSIONS**

W	100 cm	H	160 cm
L	165 cm	Wt	180 kg

**LOAD**

Std	50 kg
Opt	80 kg

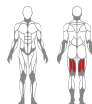


**SEATED LEG CURLING**LOWER BODY  
1FE083**DIMENSIONS**

W	105 cm	H	160 cm
L	155 cm	Wt	180 kg

**LOAD**


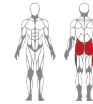
Std	50 kg
Opt	80 kg

**STANDING LEG CURLING**LOWER BODY  
1FE084**DIMENSIONS**

W	110 cm	H	160 cm
L	140 cm	Wt	200 kg

**LOAD**

Std	50 kg
Opt	80 kg

**ABDUCTOR MACHINE**LOWER BODY  
1FE086**DIMENSIONS**

W	70 cm	H	160 cm
L	180 cm	Wt	185 kg

**LOAD**

Std	50 kg
Opt	100 kg

**ADDUCTOR MACHINE**LOWER BODY  
1FE087**DIMENSIONS**

W	70 cm	H	160 cm
L	185 cm	Wt	185 kg

**LOAD**

Std	50 kg
Opt	100 kg

**DUAL SYSTEM HORIZONTAL LEG PRESS**LOWER BODY  
1FE095**MAIN FEATURES**

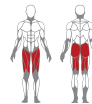
- Physiological load curve with pantograph progressive system
- Independent levers with blocking system: unilateral or bilateral exercise
- Starting position adjustment

**DIMENSIONS**

W	115 cm	H	185 cm
L	195 cm	Wt	450 kg

**LOAD**

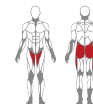
Std	200 kg
Opt	250 kg

**HORIZONTAL LEG PRESS**LOWER BODY  
1FE085**DIMENSIONS**

W	120 cm	H	185 cm
L	220 cm	Wt	355 kg

**LOAD**

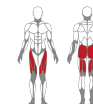
Std	150 kg
Opt	200 kg

**OPTIONAL**Adjustable carriage  
gas assisted**ADDUCTOR/ABDUCTOR MACHINE**LOWER BODY  
1FE093**DIMENSIONS**

W	70 cm	H	160 cm
L	185 cm	Wt	200 kg

**LOAD**

Std	50 kg
Opt	100 kg

**MASTER GLUTEUS**LOWER BODY  
1FE094**MAIN FEATURES**

- Multiple workout position: adjustable system for selecting the workout level on 3 different angles
- Adjustable thrust arm non-slip painted
- Elbow padding and support grips with horizontal adjustment

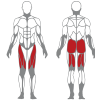
**DIMENSIONS**

W	105 cm	H	160 cm
L	205 cm	Wt	275 kg

**LOAD**

Std	100 kg
Opt	120 kg



**MASTER GLUTEUS PLUS**LOWER BODY  
1FE094A**MAIN FEATURES**

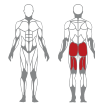
- Multiple workout position: adjustable system for selecting the workout level on 3 different angles
- Adjustable thrust arm non-slip painted
- Elbow padding and support grips with horizontal adjustment
- Double padding for the perfect alignment of the thrust leg

**DIMENSIONS**

W	115 cm	H	160 cm
L	205 cm	Wt	335 kg

**LOAD**

Std	100 kg
Opt	120 kg

**HIP THRUST**LOWER BODY  
1FE097**DIMENSIONS**

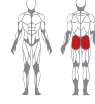
W	135 cm	H	160 cm
L	180 cm	Wt	290 kg

**LOAD**

Std	100 kg
Opt	120 kg

**OPTIONAL**

adjustable platform

**GLUTEUS MACHINE**LOWER BODY  
1FE088**DIMENSIONS**

W	110 cm	H	160 cm
L	150 cm	Wt	215 kg

**LOAD**


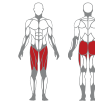
Std	50 kg
Opt	80 kg

**CALF MACHINE**LOWER BODY  
1FE089**DIMENSIONS**

W	100 cm	H	190 cm
L	95 cm	Wt	210 kg

**LOAD**

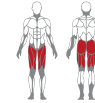
Std	100 kg
Opt	120 kg

**MULTI HIP**LOWER BODY  
1FE090**DIMENSIONS**

W	100 cm	H	160 cm
L	135 cm	Wt	190 kg

**LOAD**

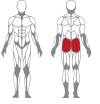
Std 50 kg

**POWER RUNNER**LOWER BODY  
1FE098**DIMENSIONS**

W	115 cm	H	180 cm
L	200 cm	Wt	480 kg

**LOAD**

Std 100 + 100 kg

**STANDING ABDUCTOR MACHINE**LOWER BODY  
1FE096**DIMENSIONS**

W	80 cm	H	160 cm
L	160 cm	Wt	230 kg

**LOAD**

Std 100 kg

**CABLE CROSSOVER**MULTIFUNCTIONAL  
1FE111**DIMENSIONS**

W	100 cm	H	220 cm
L	370 cm	Wt	245 kg

**LOAD**Std 50 kg  
Opt 100 kg**OPTIONAL**

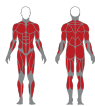
various bars and handles





## ADJUSTABLE CABLE CROSSOVER

MULTIFUNCTIONAL  
1FE125



DIMENSIONS		LOAD		OPTIONAL
W 95 cm	H 230 cm	Std 50 kg		various bars and handles
L 390 cm	Wt 390 kg	Opt 100 kg		



## 4-STATION MULTI GYM + CABLE STATION WITH BAR

MULTIFUNCTIONAL  
1FE112+1FE116



DIMENSIONS		LOAD		OPTIONAL
W 130 cm	H 230 cm	Std 50 kg		back rest; various bars and handles
L 445 cm	Wt 505 kg	Opt 100 kg		



## 4-STATION MULTI GYM

MULTIFUNCTIONAL  
1FE112



DIMENSIONS		LOAD		OPTIONAL
W 130 cm	H 230 cm	Std 50 kg		back rest; various bars and handles
L 140 cm	Wt 350 kg	Opt 100 kg		




## 4 STATION MULTI GYM + ADJUSTABLE CABLE STATION WITH BAR

MULTIFUNCTIONAL  
1FE112 +1FE124



DIMENSIONS		LOAD		OPTIONAL
W 130 cm	H 230 cm	Std 50 kg		back rest; various bars and handles
L 470 cm	Wt 570 kg	Opt 100 kg		



## SMITH MACHINE LINEAR BEARINGS

MULTIFUNCTIONAL  
1FE113B



DIMENSIONS		LOAD		OPTIONAL
W 200 cm	H 215 cm	Max 200 kg		1FE201 Fully Adjustable Bench
L 150 cm	Wt 140 kg			



## JUNGLE MACHINE

MULTIFUNCTIONAL  
1FE115



DIMENSIONS		LOAD		OPTIONAL
W 240 cm	H 240 cm	Std 50/100 kg		back rest; various bars and handles
L 175 cm	Wt 525 kg	Opt 100/120 kg		




## HIGH LOW PULLEY

MULTIFUNCTIONAL  
1FE114B



DIMENSIONS		LOAD		OPTIONAL
W 95 cm	H 230 cm	Std 50 kg		various bars and handles large lateral support handles
L 90 cm	Wt 150 kg	Opt 100 kg		



## JUNGLE MACHINE HLP

MULTIFUNCTIONAL  
1FE120



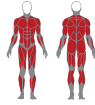
DIMENSIONS		LOAD		OPTIONAL
W 240 cm	H 240 cm	Std 50/100 kg		back rest; various bars and handles
L 175 cm	Wt 525 kg	Opt 100/120 kg		





## JUNGLE MACHINE + CABLE STATION WITH BAR

MULTIFUNCTIONAL  
1FE115+1FE116

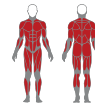


DIMENSIONS		LOAD		OPTIONAL
W 240 cm	H 240 cm	Std 50/100 kg		back rest; various bars and handles
L 440 cm	Wt 675 kg	Opt 100/120 kg		



## JUNGLE MACHINE HLP + ADJUSTABLE CABLE STATION WITH BAR

MULTIFUNCTIONAL  
1FE120 + 1FE124



DIMENSIONS		LOAD		OPTIONAL
W 240 cm	H 240 cm	Std 50/100 kg		back rest; various bars and handles
L 470 cm	Wt 740 kg	Opt 100/120 kg		



## STANDING MULTI FLIGHT MACHINE

UPPER BODY  
1FE028

### MAIN FEATURES

- Machine to train deltoids, pectorals and back muscles
- Height adjustment of the rotation centres with counterbalanced and gas assisted cart
- Range of motion: starting angle adjustment
- Cam to ensure a natural adaptation of the load
- Headrest
- Counterbalanced arms
- Wide platform with removable frame
- Central fixed handle to stabilize the body in the execution of monolateral exercise

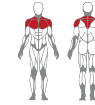


DIMENSIONS		LOAD	
W 80 cm	H 195 cm	Std 80 kg	
L 145 cm	Wt 280 kg	Opt 120 kg	

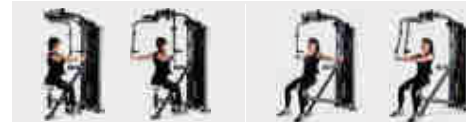


## PECK BACK

MULTIFUNCTIONAL  
1FE117

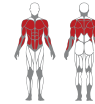


DIMENSIONS		LOAD	
W 140 cm	H 195 cm	Std 80 kg	
L 130 cm	Wt 165 kg	Opt 100 kg	



## CHIN AND DIP COUNTER BALANCED

MULTIFUNCTIONAL  
1FE121



DIMENSIONS		LOAD	
W 110 cm	H 240 cm	Std 50 kg	
L 165 cm	Wt 300 kg	Opt 80 kg	



## MULTIPURPOSE PRESS

MULTIFUNCTIONAL  
1FE118A

### MAIN FEATURES:

- Four machines in one
- Bench horizontal adjustment: 4 positions
- Back inclination adjustment gas assisted: 8 positions from -15° declined to 85° inclined
- Seat inclination adjustment: 3 positions
- Big handle start position adjustment: 15 positions



DIMENSIONS		LOAD	
W 150 cm	H 160 cm	Std 100 kg	
L 175 cm	Wt 305 kg	Opt 120 kg	

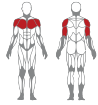


## FLAT BENCH

BENCHES  
1FE202



DIMENSIONS	
W 75 cm	H 55 cm
L 140 cm	Wt 40 kg

**OLYMPIC FLAT BENCH**BENCHES  
1FE203

DIMENSIONS		LOAD	OPTIONAL
W 155 cm	H 135 cm	Max 310 kg	barbells
L 190 cm	Wt 80 kg		

**OLYMPIC DECLINED BENCH**BENCHES  
1FE206

DIMENSIONS		LOAD	OPTIONAL
W 155 cm	H 135 cm	Max 310 kg	barbells
L 185 cm	Wt 80 kg		

**OLYMPIC INCLINED BENCH**BENCHES  
1FE205

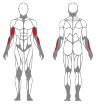
DIMENSIONS		LOAD	OPTIONAL
W 155 cm	H 165 cm	Max 310 kg	barbells
L 180 cm	Wt 140 kg		

**OLYMPIC SHOULDER BENCH**BENCHES  
1FE207

DIMENSIONS		LOAD	OPTIONAL
W 155 cm	H 185 cm	Max 310 kg	barbells
L 105 cm	Wt 110 kg		

**MILITARY BENCH**BENCHES  
1FE233

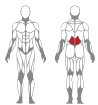
DIMENSIONS		LOAD
W 150 cm	H 190 cm	Max 400 kg
L 125 cm	Wt 110 kg	

**SEATED CURL BENCH**BENCHES  
1FE208


DIMENSIONS		OPTIONAL
W 85 cm	H 100 cm	barbells
L 100 cm	Wt 55 kg	

**CURL RACK**BENCHES  
1FE209

DIMENSIONS	
W 110 cm	H 100 cm
L 85 cm	Wt 40 kg

**ADJUSTABLE BACK EXTENSION**BENCHES  
1FE200

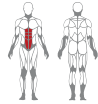
DIMENSIONS	
W 95 cm	H 130 cm
L 145 cm	Wt 75 kg





### ADJUSTABLE CRUNCH BOARD

BENCHES  
1FE210



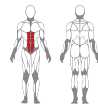
**DIMENSIONS**

W 75 cm H 110 cm  
L 140 cm Wt 45 kg



### SIT UP BOARD

BENCHES  
1FE212



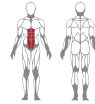
**DIMENSIONS**

W 80 cm H 130 cm  
L 235 cm Wt 80 kg



### REVERSE CRUNCH ABS

BENCHES  
1FE217



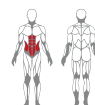
**DIMENSIONS**

W 155 cm H 140 cm  
L 85 cm Wt 85 kg



### ABDOMINAL ISOLATOR

BENCHES  
1FE214



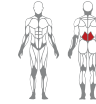
**DIMENSIONS**

W 105 cm H 170 cm  
L 135 cm Wt 190 kg



### IPEREXTENSION BENCH

BENCHES  
1FE220



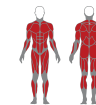
**DIMENSIONS**

W 80 cm H 120 cm  
L 165 cm Wt 60 kg



### SQUAT RACK

BENCHES  
1FE230



**DIMENSIONS**

W 155 cm H 230 cm  
L 150 cm Wt 145 kg

**LOAD**

Max 400 kg

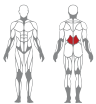
**OPTIONAL**

barbells



### IPEREXTENSION 45° BENCH

BENCHES  
1FE221



**DIMENSIONS**

W 80 cm H 110 cm  
L 150 cm Wt 80 kg



### FULLY ADJUSTABLE BENCH

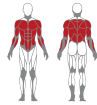
BENCHES  
1FE201



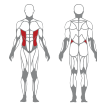
**DIMENSIONS**

W 75 cm H 50 cm  
L 145 cm Wt 45 kg

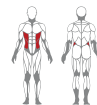


**CHIN AND DIP**BENCHES  
1FE211**DIMENSIONS**

W	135 cm	H	265 cm
L	125 cm	Wt	135 kg

**STANDING DOUBLE TWISTER**BENCHES  
1FE215**DIMENSIONS**


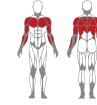
W	75 cm	H	150 cm
L	160 cm	Wt	130 kg

**TORSION BENCH**BENCHES  
1FE213**DIMENSIONS**

W	75 cm	H	150 cm
L	135 cm	Wt	80 kg

**STANDING AND SEATED DOUBLE TWISTER**BENCHES  
1FE216**DIMENSIONS**


W	105 cm	H	150 cm
L	210 cm	Wt	165 kg

**MULTIPURPOSE SEATED BENCH**BENCHES  
1FE204**DIMENSIONS**

W	75 cm	H	100 cm
L	140 cm	Wt	35 kg

**SISSY SQUAT**BENCHES  
1FE231**DIMENSIONS**

W	65 cm	H	55 cm
L	115 cm	Wt	60 kg





Worldwide Fitness Company



strength - elegance - comfort

# PANATTA SEC

Linea di macchine isotoniche firmata Panatta.  
Il design accattivante, la solidità e l'ottimo  
rapporto qualità/prezzo ne fanno una linea  
altamente competitiva.

Panatta's line of isotonic equipment.  
The attractive design, sturdiness,  
and the excellent price-quality ratio make  
this line highly competitive.

n° machines: 37  
n° benches: 11

Find more



FR. Ligne de machines isotoniques signées par Panatta.  
Le design attractif, la solidité et l'excellent rapport qualité/prix en  
font une ligne hautement compétitive.

ES. Línea de máquinas isotónicas firmada por Panatta.  
El diseño cautivador, la solidez y una óptima relación calidad/precio  
hacen que sea una línea altamente competitiva.

DE. Linie isotonischer Maschinen aus dem Hause Panatta.  
Attraktives Design, Solidität und optimales Preis-Leistungs-Verhältnis  
machen diese Linie hoch wettbewerbsfähig.


RU. Это линия изотонического оборудования марки Panatta.  
Привлекательный дизайн, прочность и прекрасное отношение  
между ценой и качеством сделали её конкурентоспособной  
линией.

AR.

تشكيلة من الماكينات المتساوية التوتّر التي تحمل ماركة Panatta.  
تشكيلة منافسة للغاية بفضل التصميم الفائق والصلابة العالية والعلاقة  
الممتازة ما بين النوعية/السعر.

DESIGN  
& MADE  
INITALY

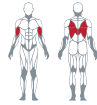




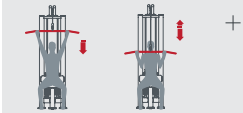


### LAT PULLDOWN

UPPER BODY  
1SC001

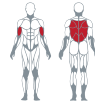


DIMENSIONS		LOAD		OPTIONAL
W 120 cm	H 230 cm	Std 80 kg		various bars and handles
L 115 cm	Wt 140 kg	Opt 100 kg		

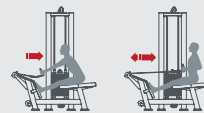


### PULLEY ROW

UPPER BODY  
1SC003

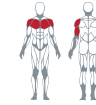


DIMENSIONS		LOAD		OPTIONAL
W 105 cm	H 215 cm	Std 80 kg		various bars and handles
L 175 cm	Wt 180 kg	Opt 100 kg		

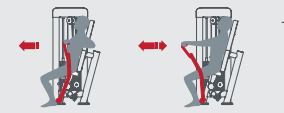


### VERTICAL CHEST PRESS CONVERGENT

UPPER BODY  
1SC034



DIMENSIONS		LOAD		OPTIONAL
W 140 cm	H 160 cm	Std 80 kg		footrest with a slip-proof system
L 80 cm	Wt 200 kg	Opt 100 kg		

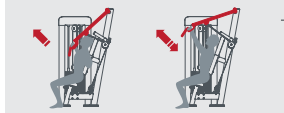


### INCLINED CHEST PRESS CONVERGENT PLUS

UPPER BODY  
1SC037A

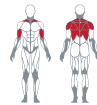


DIMENSIONS		LOAD		OPTIONAL
W 165 cm	H 190 cm	Std 80 kg		footrest with a slip-proof system
L 130 cm	Wt 220 kg	Opt 100 kg		

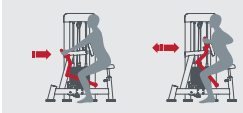


### ROWING MACHINE

UPPER BODY  
1SC004



DIMENSIONS		LOAD	
W 130 cm	H 160/180 cm	Std 80 kg	
L 115 cm	Wt 230 kg	Opt 100 kg	

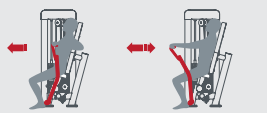


### VERTICAL CHEST PRESS CONVERGENT PLUS

UPPER BODY  
1SC034A



DIMENSIONS		LOAD		OPTIONAL
W 140 cm	H 160 cm	Std 80 kg		footrest with a slip-proof system
L 105 cm	Wt 220 kg	Opt 100 kg		

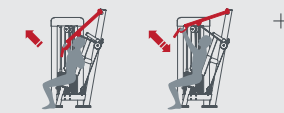


### INCLINED CHEST PRESS CONVERGENT

UPPER BODY  
1SC037



DIMENSIONS		LOAD		OPTIONAL
W 165 cm	H 175 cm	Std 80 kg		footrest with a slip-proof system
L 100 cm	Wt 190 kg	Opt 100 kg		

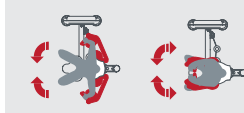


### PECTORAL MACHINE PLUS

UPPER BODY  
1SC035A



DIMENSIONS		LOAD	
W 140 cm	H 160 cm	Std 50 kg	
L 125 cm	Wt 210 kg	Opt 80/100 kg	

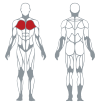






### PECTORAL MACHINE

UPPER BODY  
1SC035



DIMENSIONS		LOAD	
W 140 cm	H 160 cm	Std 50 kg	
L 95 cm	Wt 180 kg	Opt 80/100 kg	

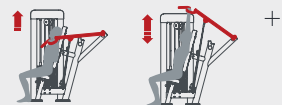


### DELTOID PRESS CONVERGENT

UPPER BODY  
1SC024



DIMENSIONS		LOAD		OPTIONAL
W 165 cm	H 160 cm	Std 80 kg		footrest with a slip-proof system
L 135 cm	Wt 190 kg	Opt 100 kg		



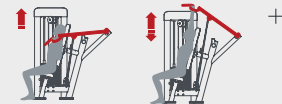
### DELTOID PRESS CONVERGENT PLUS

UPPER BODY  
1SC024A



PRE-LOAD LEVER

DIMENSIONS		LOAD		OPTIONAL
W 165 cm	H 160 cm	Std 80 kg		footrest with a slip-proof system
L 170 cm	Wt 215 kg	Opt 100 kg		



### CURLING MACHINE

UPPER BODY  
1SC051

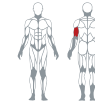


DIMENSIONS		LOAD	
W 110 cm	H 160 cm	Std 50 kg	
L 90 cm	Wt 150 kg	Opt 80 kg	



### TRICEPS MACHINE

UPPER BODY  
1SC053

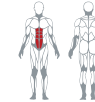


DIMENSIONS		LOAD	
W 100 cm	H 160 cm	Std 60 kg	
L 115 cm	Wt 155 kg		



### UPPER ABDOMINAL MACHINE

CORE  
1SC065

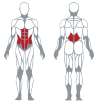


DIMENSIONS		LOAD	
W 95 cm	H 160 cm	Std 50 kg	
L 115 cm	Wt 145 kg	Opt 80 kg	



### LOWER BACK

CORE  
1SC005



DIMENSIONS		LOAD	
W 140 cm	H 160 cm	Std 60 kg	
L 105 cm	Wt 165 kg	Opt 80 kg	



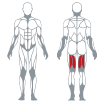
### LEG EXTENSION

LOWER BODY  
1SC081

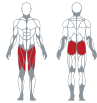


DIMENSIONS		LOAD	
W 105 cm	H 160/180 cm	Std 50 kg	
L 150 cm	Wt 155 kg	Opt 80/100 kg	

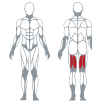


**LEG CURLING**LOWER BODY  
1SC082

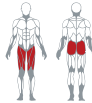
DIMENSIONS		LOAD	
W 105 cm	H 160/180 cm	Std 50 kg	
L 165 cm	Wt 155 kg	Opt 80/100 kg	

**HORIZONTAL LEG PRESS**LOWER BODY  
1SC085

DIMENSIONS		LOAD	OPTIONAL
W 120 cm	H 205 cm	Std 150 kg	Adjustable carriage gas assisted
L 200 cm	Wt 350 kg	Opt 200 kg	

**SEATED LEG CURLING**LOWER BODY  
1SC083

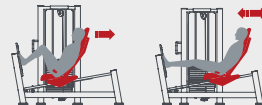
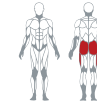
DIMENSIONS		LOAD	
W 105 cm	H 160/180 cm	Std 50 kg	
L 155 cm	Wt 155 kg	Opt 80/100 kg	

**HORIZONTAL LEG PRESS MEDICAL**LOWER BODY  
1SC085M

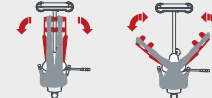
- MAIN FEATURES:**
- ▶ Adjustable shoulders rest
  - ▶ Adjustable backrest inclination gas assisted in 2 positions
  - ▶ Platform with adjustable inclination
  - ▶ Range limiting system



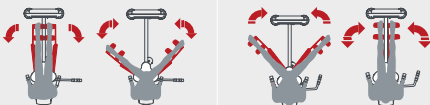
DIMENSIONS		LOAD	
W 120 cm	H 150 cm	Std 120 kg	
L 205 cm	Wt 310 kg		

**ABDUCTOR MACHINE**LOWER BODY  
1SC086

DIMENSIONS		LOAD	
W 180 cm	H 160 cm	Std 50 kg	
L 165 cm	Wt 130 kg	Opt 80 kg	

**ADDUCTOR/ABDUCTOR MACHINE**LOWER BODY  
1SC093

DIMENSIONS		LOAD	
W 65 cm	H 160 cm	Std 50 kg	
L 170 cm	Wt 230 kg	Opt 80 kg	

**ADDUCTOR MACHINE**LOWER BODY  
1SC087

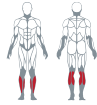
DIMENSIONS		LOAD	OPTIONAL
W 180 cm	H 160 cm	Std 50 kg	pre-load lever
L 165 cm	Wt 130 kg	Opt 80 kg	





### CALF MACHINE

LOWER BODY  
1SC089



**DIMENSIONS**

W 65 cm H 185 cm  
L 75 cm Wt 165 kg

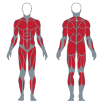
**LOAD**

Std 100 kg  
Opt 120 kg



### CABLE CROSSOVER

MULTIFUNCTIONAL  
1SC111



**DIMENSIONS**

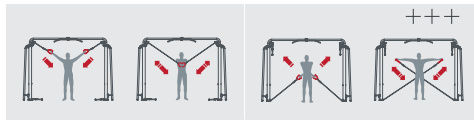
W 125 cm H 235 cm  
L 370 cm Wt 290 kg

**LOAD**

Std 50 kg  
Opt 80 kg

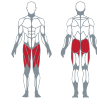
**OPTIONAL**

multi traction bar;  
various bars and handles



### MULTI HIP

LOWER BODY  
1SC090



**DIMENSIONS**

W 100 cm H 160 cm  
L 125 cm Wt 140 kg

**LOAD**

Std 50 kg



### ADJUSTABLE CABLE CROSSOVER

MULTIFUNCTIONAL  
1SC120



**DIMENSIONS**

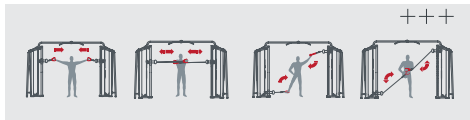
W 125 cm H 240 cm  
L 430 cm Wt 330 kg

**LOAD**

Std 50 kg  
Opt 80 kg

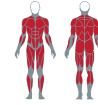
**OPTIONAL**

multi traction bar;  
various bars and handles



### HIG LOW PULLEY

MULTIFUNCTIONAL  
1SC114



**DIMENSIONS**

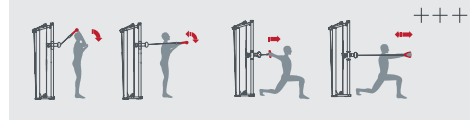
W 100 cm H 225 cm  
L 115 cm Wt 150 kg

**LOAD**

Std 50 kg  
Opt 80 kg

**OPTIONAL**

various bars  
and handles



### 4-STATION MULTI GYM + CABLE STATION WITH BAR

MULTIFUNCTIONAL  
1SC112+1SC116



**DIMENSIONS**

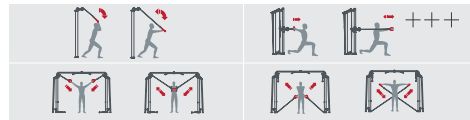
W 110 cm H 235 cm  
L 425 cm Wt 450 kg

**LOAD**

Std 50 kg  
Opt 80 kg

**OPTIONAL**

various bars  
and handles



### 4-STATION MULTI GYM

MULTIFUNCTIONAL  
1SC112



**DIMENSIONS**

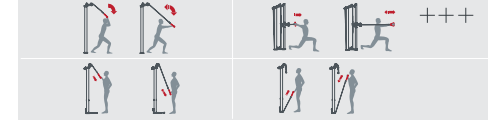
W 110 cm H 225 cm  
L 140 cm Wt 330 kg

**LOAD**

Std 50 kg  
Opt 80 kg

**OPTIONAL**

various bars  
and handles



### 4-STATION MULTI GYM + ADJUSTABLE CABLE STATION WITH BAR

MULTIFUNCTIONAL  
1SC112+1SC124



**DIMENSIONS**

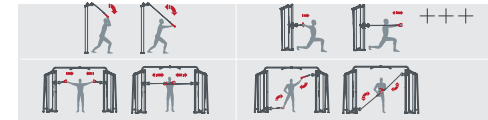
W 110 cm H 240 cm  
L 435 cm Wt 480 kg

**LOAD**

Std 50 kg  
Opt 80 kg

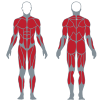
**OPTIONAL**

multi traction bar;  
various bars and handles



## SMITH MACHINE LINEAR BEARINGS

MULTIFUNCTIONAL  
1SC113A



DIMENSIONS		LOAD		OPTIONAL
W 225 cm	H 220 cm	Max 310 kg		1SC201 fully adjustable bench
L 125 cm	Wt 135 kg			



## JUNGLE MACHINE HLP

MULTIFUNCTIONAL  
1SC115HLP



DIMENSIONS		LOAD		OPTIONAL
W 185 cm	H 225 cm	Std 50/80 kg		various bars and handles
L 210 cm	Wt 350 kg	Opt 80/100 kg		



## JUNGLE MACHINE

MULTIFUNCTIONAL  
1SC115



DIMENSIONS		LOAD		OPTIONAL
W 160 cm	H 230 cm	Std 50/80 kg		various bars and handles
L 185 cm	Wt 345 kg	Opt 80/100 kg		

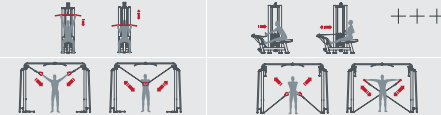


## JUNGLE MACHINE + CABLE STATION WITH BAR

MULTIFUNCTIONAL  
1SC115+1SC116



DIMENSIONS		LOAD		OPTIONAL
W 185 cm	H 235 cm	Std 50/80 kg		multi traction bar; various bars and handles
L 510 cm	Wt 520 kg	Opt 80/100 kg		

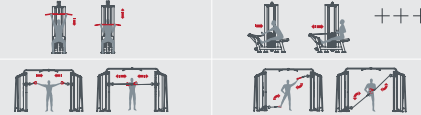


## JUNGLE MACHINE HLP + ADJUSTABLE CABLE STATION WITH BAR

MULTIFUNCTIONAL  
1SC115HLP+1SC124



DIMENSIONS		LOAD		OPTIONAL
W 185 cm	H 240 cm	Std 50/80 kg		multi traction bar; various bars and handles
L 455 cm	Wt 540 kg	Opt 80/100 kg		



## OLYMPIC FLAT BENCH

BENCHES  
1SC203



DIMENSIONS		LOAD		OPTIONAL
W 130 cm	H 130 cm	Max 310 kg		barbells
L 125 cm	Wt 80 kg			

## PECK BACK

UPPER BODY  
1SC117

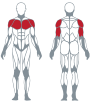


DIMENSIONS		LOAD	
W 170 cm	H 190 cm	Std 50 kg	
L 135 cm	Wt 160 kg	Opt 80 kg	



## OLYMPIC INCLINED BENCH

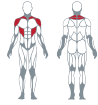
BENCHES  
1SC205



DIMENSIONS		LOAD		OPTIONAL
W 130 cm	H 160 cm	Max 310 kg		barbells
L 140 cm	Wt 120 kg			

## OLYMPIC SHOULDER BENCH

BENCHES  
1SC207



DIMENSIONS		LOAD	OPTIONAL
W	130 cm	Max 310 kg	barbells
L	105 cm	Wt 100 kg	

## CURL RACK

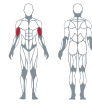
BENCHES  
1SC209



DIMENSIONS		OPTIONAL
W	75 cm	barbells
L	55 cm	Wt 40 kg

## SEATED CURL BENCH

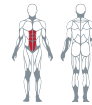
BENCHES  
1SC208



DIMENSIONS		OPTIONAL
W	75 cm	barbells
L	90 cm	H 95 cm Wt 45 kg

## ADJUSTABLE CRUNCH BOARD

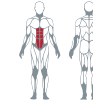
BENCHES  
1SC210



DIMENSIONS	
W	60 cm
L	130 cm
H	100 cm
Wt	45 kg

## AB CRUNCH BENCH

BENCHES  
1SC218



DIMENSIONS	
W	110 cm
L	145 cm
H	105 cm
Wt	115 kg

## FULLY ADJUSTABLE BENCH

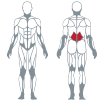
BENCHES  
1SC201



DIMENSIONS	
W	70 cm
L	145 cm
H	50 cm
Wt	40 kg

## IPEREXTENSION 45° BENCH

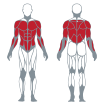
BENCHES  
1SC221



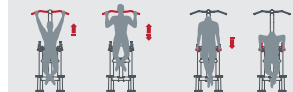
DIMENSIONS	
W	75 cm
L	150 cm
H	110 cm
Wt	45 kg

## CHIN AND DIP (CHIN OPTIONAL)

BENCHES  
1SC211



DIMENSIONS		DIMENSIONS WITH CHIN		OPTIONAL
W	85 cm	W	160 cm	chin
L	115 cm	L	115 cm	
H	110 cm	H	245 cm	
Wt	105 kg	Wt	135 kg	



**SQUAT RACK**BENCHES  
1SC230**DIMENSIONS**


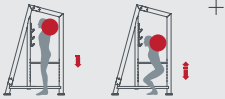
W	125 cm	H	225 cm
L	150 cm	Wt	180 kg

**LOAD**

Max 310 kg

**OPTIONAL**

barbells





**FREWEIGHT®**  
SPECIAL

Worldwide Fitness Company

# FREWEIGHT SPECIAL

FreeWeight Special è l'evoluzione dell'eccellenza biomeccanica e del design. Una linea di macchinari a pesi liberi full optional, dotata di sistemi che ne caratterizzano l'estrema funzionalità e precisione. FreeWeight Special non ha eguali sul mercato e rappresenta la migliore biomeccanica articolare per allenarsi ai massimi livelli in sicurezza e comfort.

FreeWeight Special is the natural evolution of biomechanics excellence and design. A full optional free weights machines line that has been equipped with such systems featuring functionality and precision. FreeWeight Special has no equal in the market and represents the best joint biomechanics to apply to high intensity training in total safety and comfort.

n° machines: 41  
n° benches: 2

Find more



FR. FreeWeight Special représente l'évolution de l'excellence biomécanique et du design. Une gamme de machines à poids libres full optional, caractérisées par une extrême fonctionnalité et précision. FreeWeight Special n'a pas d'égal sur le marché, en offrant la meilleure biomécanique articulaire pour s'entraîner aux niveaux les plus élevés en toute sécurité et confort.

ES. FreeWeight Special es la evolución de la excelencia biomecánica y del diseño. Una línea de máquinas con pesos libres full optional, dotadas de sistemas que caracterizan su extrema funcionalidad y precisión. FreeWeight Special no tiene igual en el mercado y representa la mejor biomecánica articular para entrenar a los más altos niveles en seguridad y confort.

DE. Die Free Weight-Special Line ist eine Weiterentwicklung im Bereich der Biomechanik und modernem Design. Eine komplette Linie von Free Weight Geräten, ausgestattet mit neuen Varianten, die sich durch Funktionalität und Präzision auszeichnen. Die Free Weight-Special Line sucht seines Gleichen auf dem Markt und überzeugt durch eine hervorragende Biomechanik, um ein hochintensives Training in absoluter Sicherheit und Komfort durchzuführen.

RU. FreeWeight Special - это эволюция биомеханического совершенства и дизайна. Полнокомплектная линейка тренажеров со свободными весами, оснащенная системами, которые подчеркивают ее исключительную функциональность и точность. FreeWeight Special не имеет аналогов на рынке и обеспечивает наилучшую биомеханику суставов, что дает возможность комфортно и безопасно тренироваться с максимальным эффектом.

AR.

فري ويت إس FreeWeight Special هو تطور التميز في الميكانيكا الحيوية والتصميم. وهو خط من الأجهزة للأوزن الحر كاملة الخيارات، والمجهزة بأنظمة تميز وظائفها ودقتها القسوى FreeWeight Special ليس له مثيل في السوق ويمثل أفضل ميكانيكا حيوية مفضلة للتدريب على أعلى المستويات في السلامة والراحة.



**FREEWEIGHT®**  
SPECIAL

# CHAMPIONS TRAIN WITH PANATTA



WILLIAM BONAC  
IFBB PRO



**FREEWEIGHT®**  
SPECIAL

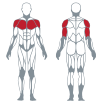
# CHAMPIONS TRAIN WITH PANATTA



WILLIAM BONAC  
IFBB PRO

## SPECIAL SUPER VERTICAL CHEST PRESS

UPPER BODY  
1FW036

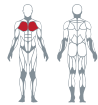


DIMENSIONS		LOAD		OPTIONAL
W	150 cm	H	165 cm	Max 270 kg
L	200 cm	Wt	265 kg	footrest with a slip-proof system; additional weight holders



## SPECIAL SUPER HORIZONTAL FLIGHT MACHINE

UPPER BODY  
1FW043



- MAIN FEATURES**
- Fixed lateral handgrips for body stabilization when performing monolateral exercise;
  - Jointed handles;
  - Spring-loaded counterweight to reset the empty weight of exercise levers




DIMENSIONS		LOAD		OPTIONAL
W	155 cm	H	120 cm	Max 220 kg
L	215 cm	Wt	230 kg	additional weight holders

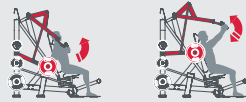


## SPECIAL SUPER INCLINED CHEST PRESS

UPPER BODY  
1FW035

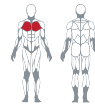


DIMENSIONS		LOAD		OPTIONAL
W	150 cm	H	190 cm	Max 270 kg
L	185 cm	Wt	275 kg	additional weight holders footrest with a slip-proof system



## SPECIAL SUPER INCLINED FLIGHT MACHINE

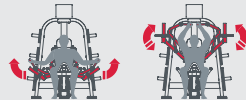
UPPER BODY  
1FW038



- MAIN FEATURES**
- Fixed lateral handgrips for body stabilization in monolateral performing;
  - Jointed handles;
  - Spring-loaded counterweight to reset the empty weight of exercise levers

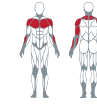


DIMENSIONS		LOAD		OPTIONAL
W	135 cm	H	165 cm	Max 220 kg
L	205 cm	Wt	265 kg	additional weight holders

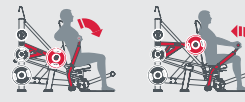


## SPECIAL SUPER DECLINED CHEST PRESS

UPPER BODY  
1FW041



DIMENSIONS		LOAD		OPTIONAL
W	150 cm	H	165 cm	Max 270 kg
L	200 cm	Wt	270 kg	additional weight holders footrest with a slip-proof system



## SPECIAL PULLOVER MACHINE

UPPER BODY  
1FW139

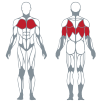


DIMENSIONS		LOAD		OPTIONAL
W	150 cm	H	165 cm	Max 135 kg
L	180 cm	Wt	230 kg	additional weight holders



## SPECIAL SUPER PULLOVER MACHINE

UPPER BODY  
1FW039

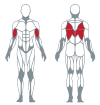


DIMENSIONS		LOAD		OPTIONAL
W	150 cm	H	165 cm	Max 270 kg
L	220 cm	Wt	285 kg	additional weight holders



## SPECIAL SUPER LAT MACHINE CONVERGENT

UPPER BODY  
1FW001



- MAIN FEATURES**
- Multiple handgrips for a prone, semi prone or semisupine grip
  - Fixed central handgrip for body stabilization in monolateral exercise



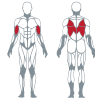
DIMENSIONS		LOAD		OPTIONAL
W	150 cm	H	190 cm	Max 270 kg
L	210 cm	Wt	300 kg	additional weight holders footrest with a slip-proof system





**SPECIAL**  
**SUPER LAT PULLDOWN**  
**CIRCULAR**

UPPER BODY  
1FW101



DIMENSIONS		LOAD		OPTIONAL
W 170 cm	H 220 cm	Max 270 kg		additional weight holders
L 160 cm	Wt 240 kg			



**SPECIAL**  
**SUPER POWER ROW**

UPPER BODY  
1FW102



DIMENSIONS		LOAD		OPTIONAL
W 150 cm	H 190 cm	Max 270 kg		additional weight holders
L 155 cm	Wt 220 kg			



**SPECIAL**  
**SUPER HIGH ROW**

UPPER BODY  
1FW003



- MAIN FEATURES**
- ▶ Multigrip handles adjustable in 3 positions
  - ▶ Independent levers for mono-lateral or bi-lateral exercise
  - ▶ Fixed central handle to stabilize the body during the mono-lateral exercise

DIMENSIONS		LOAD		OPTIONAL
W 150 cm	H 215 cm	Max 270 kg		additional weight holders
L 200 cm	Wt 315 kg			footrest with a slip-proof



**SPECIAL**  
**SUPER LOW ROW**

UPPER BODY  
1FW002



DIMENSIONS		LOAD		OPTIONAL
W 150 cm	H 190 cm	Max 270 kg		additional weight holders
L 155 cm	Wt 210 kg			



**SPECIAL**  
**SUPER ROWING**

UPPER BODY  
1FW004

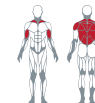


DIMENSIONS		LOAD		OPTIONAL
W 140 cm	H 115 cm	Max 270 kg		additional weight holders
L 175 cm	Wt 190 kg			



**SPECIAL**  
**SUPER DORSY BAR**

UPPER BODY  
1FW005



DIMENSIONS		LOAD		OPTIONAL
W 125 cm	H 140 cm	Max 155 kg		additional weight holders
L 185 cm	Wt 150 kg			




**SPECIAL**  
**T-BAR ROW**

UPPER BODY  
1FW007



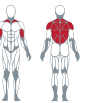
- MAIN FEATURES**
- ▶ Independent levers with blocking system: unilateral or bilateral exercise

DIMENSIONS		LOAD		OPTIONAL
W 115 cm	H 140 cm	Max 270 kg		additional weight holders; rotating handrips
L 155 cm	Wt 170 kg			



**SPECIAL**  
**FRONT DORSY BAR**

UPPER BODY  
1FW105



- MAIN FEATURES**
- ▶ Multiple handgrips for a prone, semi prone and neutral grip

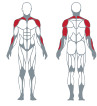
DIMENSIONS		LOAD		OPTIONAL
W 150 cm	H 165 cm	Max 270 kg		additional weight holders
L 150 cm	Wt 175 kg			supergrip platform



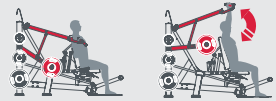


**SPECIAL**  
**SUPER DELTOID PRESS**

UPPER BODY  
1FW025

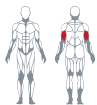


DIMENSIONS		LOAD		OPTIONAL
W	150 cm	H	165 cm	additional weight holders footrest with a slip-proof system
L	205 cm	Wt	225 kg	



**SPECIAL**  
**FRENCH PRESS MACHINE**

UPPER BODY  
1FW053



- MAIN FEATURES**
- Rotating handlebar with multiple grips
  - Spring counterbalance

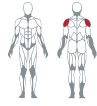


DIMENSIONS		LOAD		OPTIONAL
W	135 cm	H	165 cm	additional weight holders footrest with a slip-proof system
L	195 cm	Wt	200 kg	

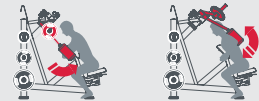


**SPECIAL**  
**BACK DELTOIDS**

UPPER BODY  
1FW026



DIMENSIONS		LOAD		OPTIONAL
W	125 cm	H	165 cm	additional weight holders
L	155 cm	Wt	205 kg	



**SPECIAL**  
**ALTERNATE TRICEPS MACHINE**

UPPER BODY  
1FW052



- MAIN FEATURES**
- Gas assisted adjustable rear support for the back

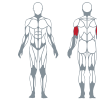


DIMENSIONS		LOAD		OPTIONAL
W	140 cm	H	140 cm	additional weight holders
L	165 cm	Wt	220 kg	



**SPECIAL**  
**TRICEPS MACHINE**

UPPER BODY  
1FW152



- MAIN FEATURES**
- Gas assisted adjustable rear support for the back.

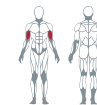


DIMENSIONS		LOAD		OPTIONAL
W	140 cm	H	155 cm	additional weight holders
L	140 cm	Wt	175 kg	



**SPECIAL**  
**CURLING MACHINE**

UPPER BODY  
1FW151

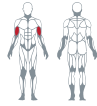


DIMENSIONS		LOAD		OPTIONAL
W	140 cm	H	125 cm	additional weight holders
L	125 cm	Wt	165 kg	



**SPECIAL**  
**ALTERNATE CURLING MACHINE**

UPPER BODY  
1FW051



DIMENSIONS		LOAD		OPTIONAL
W	155 cm	H	130 cm	additional weight holders
L	120 cm	Wt	200 kg	

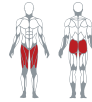


## SPECIAL SUPER LEG PRESS 45°

LOWER BODY  
1FW086

### MAIN FEATURES

- Adjustable run limit
- Linear sliding system with constant load
- Adjustable backrest
- Wide pushing platform
- Easy starting system with safety lever

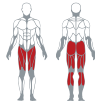


DIMENSIONS		LOAD	OPTIONAL
W 185 cm	H 165 cm	Max 900 kg	additional weight holders
L 255 cm	Wt 410 kg		



## SPECIAL SUPER VERTICAL LEG PRESS

LOWER BODY  
1FW093



DIMENSIONS		LOAD	OPTIONAL
W 230 cm	H 200 cm	Max 800 kg	additional weight holder
L 195 cm	Wt 350 kg		



## SPECIAL VERTICAL LEG PRESS

LOWER BODY  
1FW193



DIMENSIONS		LOAD	OPTIONAL
W 230 cm	H 200 cm	Max 400 kg	carriage with 4 plate loaders
L 195 cm	Wt 310 kg	With optional 800 kg	loaders; additional weight holder



## SPECIAL BELT SQUAT

LOWER BODY  
1FW095



DIMENSIONS		LOAD	OPTIONAL
W 150 cm	H 165 cm	Max 270 kg	additional weight holders
L 165 cm	Wt 200 kg		



## SPECIAL REVERSE HYPEREXTENSION

LOWER BODY  
1FW096

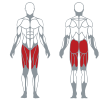


DIMENSIONS		LOAD	OPTIONAL
W 130 cm	H 160 cm	Max 110 kg	additional weight holders
L 125 cm	Wt 175 kg		



## SPECIAL POWER RUNNER

UPPER BODY  
1FW098



### MAIN FEATURES

- Ideal workout for power, athletic performance and body building
- Gas assisted setup of the starting position



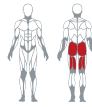
DIMENSIONS		LOAD	OPTIONAL
W 150 cm	H 170 cm	Max 310 kg	additional weight holders
L 235 cm	Wt 260 kg		





**SPECIAL**  
**HIP THRUST**

LOWER BODY  
1FW097

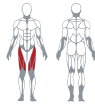


DIMENSIONS		LOAD		OPTIONAL
W 150 cm	H 140 cm	Max 270 kg		adjustable platform
L 200 cm	Wt 180 kg			additional weight holder



**SPECIAL**  
**ALTERNATE LEG EXTENSION**

LOWER BODY  
1FW081



DIMENSIONS		LOAD		OPTIONAL
W 165 cm	H 145 cm	Max 220 kg		additional weight holders
L 145 cm	Wt 220 kg			



**SPECIAL**  
**LEG EXTENSION**

LOWER BODY  
1FW181

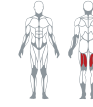


DIMENSIONS		LOAD		OPTIONAL
W 150 cm	H 150 cm	Max 110 kg		additional weight holders
L 135 cm	Wt 165 kg			



**SPECIAL**  
**ALTERNATE LEG CURLING**

LOWER BODY  
1FW082

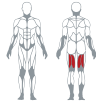


DIMENSIONS		LOAD		OPTIONAL
W 165 cm	H 90 cm	Max 220 kg		additional weight holders
L 160 cm	Wt 220 kg			



**SPECIAL**  
**LEG CURLING**

LOWER BODY  
1FW182

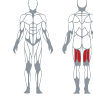


DIMENSIONS		LOAD		OPTIONAL
W 150 cm	H 90 cm	Max 110 kg		additional weight holders
L 160 cm	Wt 160 kg			



**SPECIAL**  
**SEATED LEG CURLING**

LOWER BODY  
1FW183



DIMENSIONS		LOAD		OPTIONAL
W 150 cm	H 150 cm	Max 110 kg		additional weight holders
L 135 cm	Wt 180 kg			



**SPECIAL**  
**KNEELING LEG CURLING**

LOWER BODY  
1FW094



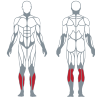
DIMENSIONS		LOAD		OPTIONAL
W 170 cm	H 145 cm	Max 220 kg		additional weight holders
L 120 cm	Wt 235 kg			





**SPECIAL**  
**SUPER SEATED CALF**

LOWER BODY  
1FW088

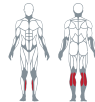


DIMENSIONS		LOAD		OPTIONAL
W 160 cm	H 120 cm	Max 270 kg		additional weight holders tibial kit
L 130 cm	Wt 130 kg			



**SPECIAL**  
**DONKEY CALF**

LOWER BODY  
1FW089



DIMENSIONS		LOAD		OPTIONAL
W 110 cm	H 160 cm	Max 310 kg		additional weight holders
L 190 cm	Wt 200 kg			



**SPECIAL**  
**OLYMPIC SMITH MACHINE COUNTERBALANCED**

MULTIFUNCTIONAL  
1FW520



- MAIN FEATURES**
- ▶ Fully Adjustable Special Kit (optional)
  - ▶ Counterbalanced
  - ▶ One Barbell included
  - ▶ Height adjustable safety holders
  - ▶ Six docks for elastics
  - ▶ Illustrative chart with qr code



DIMENSIONS		LOAD		OPTIONAL
W 145 cm	H 250 cm	Max 310 kg		additional weight holders barbells
L 155 cm	Wt 200 kg			



**SPECIAL**  
**OLYMPIC HALF RACK**

MULTIFUNCTIONAL  
1FW534



- MAIN FEATURES**
- ▶ Fully Adjustable Special Kit (optional)
  - ▶ Multichinning bars
  - ▶ Height adjustable safety holders
  - ▶ Dips bars (optional)
  - ▶ Eight docks for elastic
  - ▶ Illustrative chart with qr code



DIMENSIONS		LOAD		OPTIONAL
W 145 cm	H 250 cm	Max 400 kg		additional weight holders barbells
L 155 cm	Wt 200 kg			



**SPECIAL**  
**OLYMPIC POWER RACK**

MULTIFUNCTIONAL  
1FW531



- MAIN FEATURES**
- ▶ Fully Adjustable Special Kit (optional)
  - ▶ Multichinning bars
  - ▶ Height adjustable safety holders
  - ▶ Dips bars (optional)
  - ▶ Six docks for elastics
  - ▶ Illustrative chart with qr code

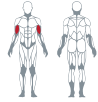


DIMENSIONS		LOAD		OPTIONAL
W 145 cm	H 250 cm	Max 400 kg		additional weight holders
L 170 cm	Wt 280 kg			



## SPECIAL PREACHER CURL BENCH

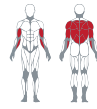
BENCHES  
1FW512



DIMENSIONS		LOAD		OPTIONAL
W	135 cm	H	85 cm	additional weight holders barbells, dumbbells
L	145 cm	Wt	100 kg	

## SPECIAL SEAL ROW BENCH

BENCHES  
1FW518



DIMENSIONS		LOAD		OPTIONAL
W	115 cm	H	90 cm	barbells
L	140 cm	Wt	140 kg	



### OPTIONALS

- ▼ COLOURS: MATT BLACK FRAME (OPTIONAL COLOURS 1) AND GOLD MOVING PARTS (BICOLORED FRAME)
- ▼ FOOTREST WITH A SLIP-PROOF SYSTEM
- ▼ ADDITIONAL WEIGHT HOLDERS





Worldwide Fitness Company

**FREEWEIGHT®**  
HIGH PERFORMANCE

# FREEWEIGHT HIGH PERFORMANCE

Free Weight HP: esempio di eccellenza ed unicità biomeccanica. Una linea completa di macchine e panche a pesi liberi nata con l'obiettivo di migliorare la forza e resistenza dei gruppi muscolari, componenti essenziali della performance umana.

Free Weight HP: example of excellence and biomechanics uniqueness. A full range of free weights machines and benches born with the aim to enhance strength and resistance of different group muscles, essential components of human performances.

n° machines: 45  
n° benches: 17

Find more



FR. Free Weight HP: un exemple d'excellence et biomécanique exemplaire. Une gamme complète de machines et bancs à poids libres, conçue dans le but d'améliorer la force et la résistance des groupes musculaires essentiels à toutes performances.

ES. Free Weight HP: ejemplo de excelencia y unicidad biomecánica. Una línea completa de máquinas y bancos de peso libre nace con el objetivo de mejorar la fuerza y resistencia de los grupos musculares, componentes esenciales del rendimiento humano.

DE. Free Weight HP: Kraftgeräte die für Exzellenz und biomechanische Einzigartigkeit stehen Diese Linie umfasst eine vollständige Produktpalette an Kraftgeräten und Bänken mit der jeder Athlet alle Muskelgruppen und dem Ziel zum Aufbau von Kraft und Ausdauer trainieren kann.

RU. Free Weight HP: пример исключительности и biomechanической уникальности. Полная линейка тренажеров и скамеек со свободными весами, созданная с целью улучшения силы и выносливости мышечных групп, важных компонентов жизнедеятельности человека.

AR.

فري ويت اتش بي FREE WEIGHT HP: مثال التميز و التفرد في الميكانيكا الحيوية. مجموعة كاملة من الأجهزة والمقاعد للوزن الحر صممت بهدف تحسين قوة ومقاومة المجموعات العضلية، وهي مكونات أساسية لإداء الإنسان.

DESIGN  
& MADE  
IN ITALY

**FREEWEIGHT®**  
HIGH PERFORMANCE

**CHAMPIONS  
TRAIN WITH  
PANATTA**



WILLIAM BONAC  
IFBB PRO



**FREWEIGHT®**  
HIGH PERFORMANCE

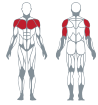
**FREEWEIGHT®**  
HIGH PERFORMANCE






### SUPER VERTICAL CHEST PRESS

UPPER BODY  
1HP536



DIMENSIONS		LOAD	OPTIONAL
W 140 cm	H 130 cm	Max 220 kg	footrest with a slip-proof system
L 195 cm	Wt 180 kg		




### SUPER INCLINED CHEST PRESS

UPPER BODY  
1HP535



DIMENSIONS		LOAD	OPTIONAL
W 160 cm	H 190 cm	Max 220 kg	footrest with a slip-proof system additional weight holders
L 160 cm	Wt 160 kg		




### VERTICAL CHEST PRESS

UPPER BODY  
1HP536B



DIMENSIONS		LOAD	OPTIONAL
W 140 cm	H 130 cm	Max 140 kg	footrest with a slip-proof system
L 165 cm	Wt 140 kg		




### INCLINED CHEST PRESS

UPPER BODY  
1HP535B



DIMENSIONS		LOAD	OPTIONAL
W 160 cm	H 190 cm	Max 220 kg	footrest with a slip-proof system additional weight holders
L 160 cm	Wt 160 kg		



### SUPER INCLINED BENCH PRESS

UPPER BODY  
1HP533

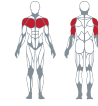


DIMENSIONS		LOAD
W 165 cm	H 120 cm	Max 220 kg
L 205 cm	Wt 180 kg	



### SUPER HORIZONTAL BENCH PRESS

UPPER BODY  
1HP537



DIMENSIONS		LOAD
W 165 cm	H 75 cm	Max 220 kg
L 215 cm	Wt 165 kg	



### INCLINED BENCH PRESS

UPPER BODY  
1HP533B

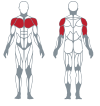


DIMENSIONS		LOAD	OPTIONAL
W 165 cm	H 120 cm	Max 220 kg	easy entry system from the top with automatic return adjustable limit 4 positions
L 190 cm	Wt 135 kg		



### HORIZONTAL BENCH PRESS

UPPER BODY  
1HP537B

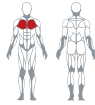


DIMENSIONS		LOAD	OPTIONAL
W 165 cm	H 75 cm	Max 220 kg	easy entry system from the top with automatic return adjustable limit 4 positions
L 175 cm	Wt 120 kg		



## INCLINED FLIGHT MACHINE

UPPER BODY  
1HP538



DIMENSIONS		LOAD	
W	110 cm	H	85 cm
L	195 cm	Wt	125 kg
		Max 220 kg	




## SUPER DECLINED CHEST PRESS

UPPER BODY  
1HP541



DIMENSIONS		LOAD		OPTIONAL
W	140 cm	H	130 cm	footrest with a slip-proof system
L	195 cm	Wt	180 kg	
		Max 220 kg		



## DIPS PRESS DUAL SYSTEM

UPPER BODY  
1HP540



**MAIN FEATURE**  
 ▸ Independent levers with blocking system:  
 unilateral or bilateral exercise



DIMENSIONS		LOAD	
W	155 cm	H	105 cm
L	195 cm	Wt	175 kg
		Max 220 kg	




## DECLINED CHEST PRESS

UPPER BODY  
1HP541B

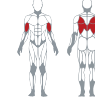


DIMENSIONS		LOAD		OPTIONAL
W	140 cm	H	130 cm	footrest with a slip-proof system
L	165 cm	Wt	140 kg	
		Max 220 kg		



## LAT MACHINE CONVERGENT

UPPER BODY  
1HP501



DIMENSIONS		LOAD		OPTIONAL
W	140 cm	H	205 cm	footrest with a slip-proof system
L	180 cm	Wt	140 kg	
		Max 220 kg		




## HIGH ROW

UPPER BODY  
1HP503



DIMENSIONS		LOAD		OPTIONAL
W	140 cm	H	200 cm	footrest with a slip-proof system
L	185 cm	Wt	160 kg	
		Max 220 kg		



## SUPER LOW ROW

UPPER BODY  
1HP502A

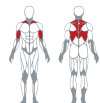


DIMENSIONS		LOAD		OPTIONAL
W	155 cm	H	160 cm	additional weight holders; rotating handrips
L	145 cm	Wt	160 kg	
		Max 220 kg		



## LOW ROW

UPPER BODY  
1HP502B



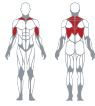
DIMENSIONS		LOAD		OPTIONAL
W	155 cm	H	160 cm	additional weight holders; rotating handrips
L	145 cm	Wt	125 kg	
		Max 220 kg		





### SUPER POWER ROW

UPPER BODY  
1HP502PRA

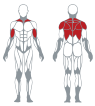


DIMENSIONS		LOAD		OPTIONAL
W	150 cm	H	190 cm	Max 220 kg
L	135 cm	Wt	175 kg	additional weight holders; rotating handrips




### ROWING MACHINE

UPPER BODY  
1HP508



DIMENSIONS		LOAD	
W	135 cm	H	125 cm
L	150 cm	Wt	130 kg



### POWER ROW

UPPER BODY  
1HP502PRB

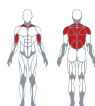


DIMENSIONS		LOAD		OPTIONAL
W	150 cm	H	190 cm	Max 220 kg
L	135 cm	Wt	175 kg	additional weight holders; rotating handrips



### DORSY BAR

BENCHES  
1HP505



DIMENSIONS		LOAD		OPTIONAL
W	115 cm	H	55 cm	Max 155 kg
L	185 cm	Wt	110 kg	supergrip platform




### SUPER DELTOID PRESS

UPPER BODY  
1HP525



DIMENSIONS		LOAD		OPTIONAL
W	160 cm	H	135 cm	Max 220 kg
L	165 cm	Wt	175 kg	footrest with a slip-proof system; additional weight holders




### DELTOID PRESS

UPPER BODY  
1HP525B

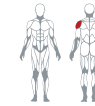


DIMENSIONS		LOAD		OPTIONAL
W	160 cm	H	135 cm	Max 220 kg
L	135 cm	Wt	155 kg	footrest with a slip-proof system; additional weight holders



### BACK DELTOIDS

UPPER BODY  
1HP526



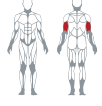
DIMENSIONS		LOAD		OPTIONAL
W	130 cm	H	175 cm	Max 220 kg
L	145 cm	Wt	130 kg	additional weight holders



### TRICEPS MACHINE

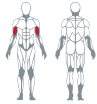
UPPER BODY  
1HP552

MAIN FEATURES  
 ▸ Adjustable gas assisted support for the back

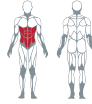


DIMENSIONS		LOAD		OPTIONAL
W	155 cm	H	140 cm	Max 220 kg
L	135 cm	Wt	145 kg	additional weight holders



**CURLING MACHINE**UPPER BODY  
1HP551

DIMENSIONS		LOAD	OPTIONAL
W 155 cm	H 125 cm	Max 220 kg	additional weight holders
L 120 cm	Wt 165 kg		

**ABDOMINAL CRUNCH**CORE  
1HP565

DIMENSIONS		LOAD
W 130 cm	H 155 cm	Max 110 kg
L 140 cm	Wt 110 kg	

**LEG PRESS BRIDGE**LOWER BODY  
1HP583

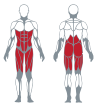
DIMENSIONS		LOAD	OPTIONAL
W 180 cm	H 160 cm	Max 450 kg	supergrip platform
L 240 cm	Wt 260 kg		

**LEG PRESS 45°**LOWER BODY  
1HP586

DIMENSIONS		LOAD	OPTIONAL
W 160 cm	H 150 cm	Max 670 kg	supergrip platform; additional weight holders
L 250 cm	Wt 260 kg		

**POWER SQUAT**LOWER BODY  
1HP584

DIMENSIONS		LOAD	OPTIONAL
W 135 cm	H 200 cm	Max 310 kg	supergrip platform
L 210 cm	Wt 215 kg		

**SQUAT MACHINE**LOWER BODY  
1HP591

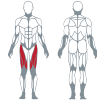
DIMENSIONS		LOAD	OPTIONAL
W 165 cm	H 160 cm	Max 310 kg	additional weight holders
L 200 cm	Wt 205 kg		

**HACK SQUAT**LOWER BODY  
1HP587


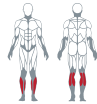
DIMENSIONS		LOAD	OPTIONAL
W 130 cm	H 155 cm	Max 310 kg	supergrip platform; additional weight holders
L 230 cm	Wt 240 kg		



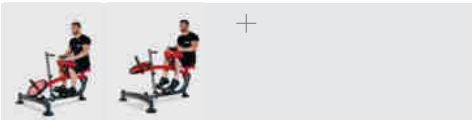
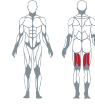


**LEG EXTENSION**LOWER BODY  
1HP581

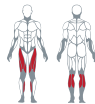
DIMENSIONS		LOAD	OPTIONAL
W 150 cm	H 145 cm	Max 220 kg	start angle adjustment
L 145 cm	Wt 170 kg		

**SEATED CALF**LOWER BODY  
1HP588

DIMENSIONS		LOAD	OPTIONAL
W 140 cm	H 100 cm	Max 135 kg	tibial kit
L 115 cm	Wt 75 kg		

**LEG CURLING**LOWER BODY  
1HP582


DIMENSIONS		LOAD
W 150 cm	H 80 cm	Max 220 kg
L 180 cm	Wt 150 kg	

**CALF HACK**LOWER BODY  
1HP592

DIMENSIONS		LOAD	OPTIONAL
W 115 cm	H 140 cm	Max 310 kg	supergrip platform; additional weight holders
L 200 cm	Wt 200 kg		

**SMITH MACHINE  
COUNTERBALANCED  
LINEAR BEARINGS BASE**MULTIFUNCTIONAL  
1HP120


DIMENSIONS		LOAD	OPTIONAL
W 200 cm	H 230 cm	Max 310 kg	1HP2015 - fully adjustable special kit
L 175 cm	Wt 200 kg		

**SMITH MACHINE  
COUNTERBALANCED  
LINEAR BEARINGS FULL**MULTIFUNCTIONAL  
1HP120F

- MAIN FEATURES**
- ▶ Special adjustable bench
  - ▶ Track with horizontal adjustment
  - ▶ Height-adjustable safety lock
  - ▶ Counterbalanced
  - ▶ 1HP2015 - fully adjustable special kit (included)



DIMENSIONS		LOAD
W 200 cm	H 230 cm	Max 310 kg
L 175 cm	Wt 280 kg	





## POWER SMITH MACHINE DUAL SYSTEM

MULTIFUNCTIONAL  
1HP121



### MAIN FEATURES

- Dual workout position: horizontal bench press, declined bench press
- Gas assisted inclination adjustment: 0°, -9°, -18°
- Track with horizontal adjustment: 14 positions
- Retractable ergonomic rolls
- 6 weight holders
- Docks for elastics



DIMENSIONS		LOAD	
W	170 cm	H	150 cm
L	195 cm	Wt	250 kg
		Max 200 kg (each side)	



## POWER SMITH MACHINE DUAL SYSTEM UPPER

MULTIFUNCTIONAL  
1HP122



### MAIN FEATURES

- Dual workout position: inclined bench press, shoulder press
- Gas assisted inclination adjustment: 40°, 45°, 50°, 55°, 60°, 65°, 70°, 75°, 80°
- Seat with gas assisted height adjustment
- Track with horizontal adjustment: 27 positions (inclined and shoulder)
- 6 weight holders
- Docks for elastics



DIMENSIONS		LOAD	
W	170 cm	H	200 cm
L	190 cm	Wt	295 kg
		Max 200 kg (each side)	



## HALF RACK BASE

MULTIFUNCTIONAL  
1HP234A



### MAIN FEATURES

- Multichinning bars
- Adjustable safety holder
- Eight docks for elastics
- Illustrative chart with qr code



DIMENSIONS		LOAD	OPTIONAL
W	160 cm	Max 400 kg	barbells; 1HP201A fully adjustable special kit; 1BC99 Dips Bars
L	170 cm	H	230 cm
		Wt	195 kg

OPTIONAL  
1HP201A  
FULLY ADJ  
SPECIAL KIT



OPTIONAL  
1BC99  
DIPS BARS



OPTIONAL  
1BC100  
POWER JOINT



OPTIONAL  
1BC101  
T-BAR ROW  
HANDLE



1BC100 Power Joint  
1BC101 T-Bar Row Handle




## HALF RACK FULL

MULTIFUNCTIONAL  
1HP234



### MAIN FEATURES

- Independent Fully Adjustable Bench
- Multichinning bars
- Dips bars
- Adjustable safety holder
- Eight docks for elastic
- Illustrative chart with qr code



DIMENSIONS		LOAD	OPTIONAL
W	160 cm	Max 400 kg	barbells
L	170 cm	H	230 cm
		Wt	280 kg

INCLUDED  
FULLY ADJ  
SPECIAL KIT




INCLUDED  
DIPS BARS



INCLUDED  
POWER JOINT

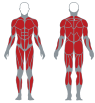


INCLUDED  
T-BAR ROW  
HANDLE



**POWER RACK**MULTIFUNCTIONAL  
1HP231**DIMENSIONS**W 155 cm  
L 190 cmH 210 cm  
Wt 160 kg**LOAD**

Max 400 kg

**OPTIONAL**multi traction bar  
special kit; barbells**COMBO TWIST**MULTIFUNCTIONAL  
1HP506**DIMENSIONS**W 175 cm  
L 150 cmH 135 cm  
Wt 140 kg**LOAD**

Max 310 kg

**JAMMER**MULTIFUNCTIONAL  
1HP534**DIMENSIONS**W 170 cm  
L 185 cmH 225 cm  
Wt 180 kg**LOAD**

Max 310 kg

**SQUAT LUNGE**MULTIFUNCTIONAL  
1HP590**DIMENSIONS**W 155 cm  
L 175 cmH 80 cm  
Wt 165 kg**LOAD**

Max 620 kg

**MULTIPURPOSE  
SIT UP BENCH**BENCHES  
1HP216**DIMENSIONS**W 80 cm  
L 150 cmH 85 cm  
Wt 65 kg**FULLY ADJUSTABLE-  
SPECIAL KIT SMITH MACHINE**BENCHES  
1HP2015**DIMENSIONS**W 115 cm  
L 150 cmH 50 cm  
Wt 80 kg**FULLY ADJUSTABLE  
BENCH**BENCHES  
1HP201**DIMENSIONS**W 80 cm  
L 145 cmH 50 cm  
Wt 55 kg**FULLY ADJUSTABLE -  
SPECIAL KIT HALF RACK BASE**BENCHES  
1HP201A**DIMENSIONS**W 80 cm  
L 140 cmH 50 cm  
Wt 70 kg

### POWER TOWER

BENCHES  
1HP233



DIMENSIONS		LOAD	OPTIONAL
W 155 cm	H 185 cm	Max 310 kg	barbells
L 170 cm	Wt 180 kg		



### SUPER OLYMPIC FLAT BENCH

BENCHES  
1HP203

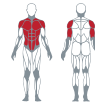


DIMENSIONS		LOAD	OPTIONAL
W 155 cm	H 130 cm	Max 310 kg	barbells
L 180 cm	Wt 120 kg		




### OLYMPIC MULTI BENCH

BENCHES  
1HP206

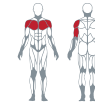


DIMENSIONS		LOAD	OPTIONAL
W 155 cm	H 130 cm	Max 310 kg	barbells
L 190 cm	Wt 150 kg		



### OLYMPIC FLAT BENCH

BENCHES  
1HP203B

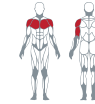


DIMENSIONS		LOAD	OPTIONAL
W 155 cm	H 130 cm	Max 310 kg	barbells
L 170 cm	Wt 70 kg		



### SUPER OLYMPIC INCLINED BENCH

BENCHES  
1HP205



International Patent

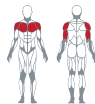


DIMENSIONS		LOAD	OPTIONAL
W 155 cm	H 170 cm	Max 310 kg	barbells
L 180 cm	Wt 165 kg		



### OLYMPIC INCLINED BENCH

BENCHES  
1HP205B

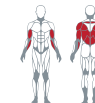


DIMENSIONS		LOAD	OPTIONAL
W 155 cm	H 165 cm	Max 310 kg	barbells
L 165 cm	Wt 110 kg		



### MULTIMOTION BENCH

BENCHES  
1HP217



DIMENSIONS		LOAD	OPTIONAL
W 130 cm	H 110 cm	Max 400 kg	barbells
L 115 cm	Wt 105 kg		



### SUPER OLYMPIC SHOULDER BENCH

BENCHES  
1HP207



International Patent



DIMENSIONS		LOAD	OPTIONAL
W 155 cm	H 185 cm	Max 310 kg	barbells
L 175 cm	Wt 150 kg		





## OLYMPIC SHOULDER BENCH

BENCHES  
1HP207B

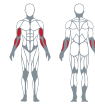


DIMENSIONS		LOAD		OPTIONAL
W 155 cm	H 185 cm	Max 310 kg		barbells
L 125 cm	Wt 100 kg			



## STANDING CURL BENCH

BENCHES  
1HP215


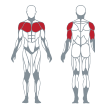


DIMENSIONS		LOAD		OPTIONAL
W 80 cm	H 110 cm	Max 220 kg		barbells
L 110 cm	Wt 80 kg			



## TRICEPS BENCH

BENCHES  
1HP214



DIMENSIONS		LOAD		OPTIONAL
W 130 cm	H 130 cm	Max 310 kg		barbells
L 220 cm	Wt 110 kg			



## ADJUSTABLE STANDING CURL BENCH - DOUBLE FACE

BENCHES  
1HP213



DIMENSIONS		LOAD		OPTIONAL
W 110 cm	H 120 cm	Max 220 kg		barbells; additional weight holders
L 135 cm	Wt 130 kg			




## POWER PLATFORM

BENCHES  
1HP232



DIMENSIONS		LOAD		OPTIONAL
W 130 cm	H 130 cm	Max 400 kg		barbells
L 130 cm	Wt 110 kg			



GOLD'S GYM  
FITNESS CHAIN  
RUSSIA





Worldwide Fitness Company

# PANATTA ACCESSORIES



## LAT MACHINE BAR

CHROMED VERSION  
2CZ1435



### DIMENSIONS

L 120 cm  
Wt 5,2 kg

## TRAZY BAR

CHROMED VERSION  
2CZ1433



### DIMENSIONS

L 72 cm  
Wt 4,7 kg

## REVOLVING CURL BAR

CHROMED VERSION  
2CZ1438



### DIMENSIONS

L 73 cm  
Wt 3,3 kg

## LAT MACHINE BAR

RUBBERIZED VERSION  
2CZ1611



### DIMENSIONS

L 120 cm  
Wt 3,3 kg

## TRAZY BAR

RUBBERIZED VERSION  
2CZ1616



### DIMENSIONS

L 72 cm  
Wt 2,4 kg

## REVOLVING CURL BAR

RUBBERIZED VERSION  
2CZ1613



### DIMENSIONS

L 73 cm  
Wt 1,7 kg



## STRAIGHT ROTATING TRICEPS BAR

CHROMED VERSION  
1BC96



### DIMENSIONS

L 50 cm  
Wt 2,4 kg

## TRICEPS PRESSDOWN BAR

CHROMED VERSION  
2CZ1436



### DIMENSIONS

L 72 cm  
Wt 4,7 kg

## TRICEPS ROPE

2CZ1434



### DIMENSIONS

L 65 cm  
Wt 0,5 kg

## STRAIGHT ROTATING TRICEPS BAR

RUBBERIZED VERSION  
2CZ1614



### DIMENSIONS

L 120 cm  
Wt 1,3 kg

## TRICEPS PRESSDOWN BAR

RUBBERIZED VERSION  
2CZ1617



### DIMENSIONS

L 72 cm  
Wt 2,4 kg

## MULTI-EXERCISE BAR

RUBBERIZED VERSION  
1BC92



### DIMENSIONS

L 32 cm  
Wt 1,4 kg

## COMPLETE HANDLE

7FA02131



### DIMENSIONS

L 23 cm  
Wt 0,3 kg

## OLYMPIC STANDARD BARBELL

1BC56



### DIMENSIONS

ø 50 mm Dx 133 cm  
L 220 cm Wh 25 Kg

## CURL BAR

1BC74



### DIMENSIONS

ø 25/28 mm Dx 81 cm  
L 120 cm Wh 7 Kg

### DIMENSIONS

ø 50 cm Dx 81 cm  
L 120 cm Wh 9 Kg

## 2 COMBO DUAL HANDGRIPS

2CZ1603



### DIMENSIONS

L 30 cm  
Wt 0,3 kg

## BARBELLS

1BC65 - 67 - 68



	Lenght	ø	Weight	Distance
1BC65	150 cm	50 mm	14 kg	101 cm
1BC67	200 cm	50 mm	17 kg	135 cm
1BC68	220 cm	50 mm	20 kg	131 cm

## FREE DUMBBELLS BAR

1BC75



### DIMENSIONS

ø 25/28 cm Dx 13 cm  
L 36 cm Wh 4 Kg

### DIMENSIONS

ø 50 mm/Nylon Dx 11,5 cm  
L 50 cm Wh 5 Kg

**TRAP BAR**

1BC76

**DIMENSIONS**

W	68 cm	H	32 cm	LOAD	Max 200 kg
L	135 cm	Wt	35 kg		

**DUMBBELLS BASE (Kg/Lb)**

1MB4-1MB60

**AVAILABLE VERSIONS**

- 4-60 kg rubberised version with 2 kg increases (1MB4-1MB60)
- Ergonomic handle with independent rotation of 360°
- Weight tolerance: +/- 5%
- Unit of measure: Kg/Lb

**DUMBBELLS FULL (Kg/Lb)**

1MF4-1MF60

**AVAILABLE VERSIONS**

- 4-60 kg rubberised version with 2 kg increases (1MF4-1MF60)
- Ergonomic handle with independent rotation of 360°
- Weight tolerance: +/- 5%
- Unit of measure: Kg/Lb

**URETHANE DUMBBELLS (Kg/Lb)**

1RD025 - 1RD50

**THE RANGE**

- The dumbbells in urethane start from 2,5 kg up to 50 kg (with increases of 2,5 kg)
- Unit of measure: Kg/Lb
- Weight tolerance: +/- 5%

**CHROMED DUMBBELLS (Kg/Lb)****AVAILABLE VERSIONS**

- Chromed dumbbell 2 kg (1DM2)
- Chromed dumbbell 3 kg (1DM3)
- Unit of measure: Kg/Lb

**DUMBBELL RACKS - FIT EVO**

RUBBERIZED VERSION



1FE250



1FE251

**DIMENSIONS - 1FE250**

W	225 cm	H	80 cm
L	90 cm	Wt	115 kg

**DIMENSIONS - 1FE251**

W	120 cm	H	80 cm
L	90 cm	Wt	75 kg

**WEIGHT PLATES (Kg/Lb)**

PLATES: 1-2-5 Kg



PLATES ABOVE 10 Kg

**THE RANGE**

- Rubberised (1DG1:1DG120) and not rubberised (1DN1:1DN120) versions.
- 51 mm diam. 1, 2, 5, 10, 15 and 20 kg versions;
- Practical handgrips for plates above 10 kg.
- Weight tolerance: +/- 5%

**TRIPLE LEVEL DUMBBELL RACK FIT EVO**

1FE255

**DIMENSIONS**

W	225 cm	H	110 cm
L	90 cm	Wt	140 kg



**VERTICAL DUMBBELL RACK**

1AB310

**DIMENSIONS**

W	225 cm	H	110 cm
L	90 cm	Wt	140 kg

**DUMBBELL RACK - SEC**

1SC248



1SC249

**DIMENSIONS - 1SC248**

W	230 cm	H	80 cm
L	65 cm	Wt	115 kg

**DIMENSIONS - 1SC249**

W	115 cm	H	80 cm
L	65 cm	Wt	40 kg

**DISK RACK - FIT EVO**

1FE252

**DIMENSIONS**

W	65 cm	H	90 cm
L	95 cm	Wt	25 kg

**DISK RACK - SEC**

1SC252

**DIMENSIONS**

W	70 cm	H	115 cm
L	80 cm	Wt	40 kg

**BARBELL RACK- FIT EVO**

1FE253

**DIMENSIONS**

W	85 cm	H	150 cm
L	85 cm	Wt	50 kg

**BARBELL RACK DOUBLE SIDED**

1FE254

**DIMENSIONS**

W	85 cm	H	175 cm
L	120 cm	Wt	80 kg

**BARBELL RACK - SEC**

1SC253

**DIMENSIONS**

W	75 cm	H	135 cm
L	55 cm	Wt	45 kg

**ACCESSORY RACK**

1FE256

**DIMENSIONS**

W	60 cm	H	105 cm
L	80 cm	Wt	40 kg

## PRE - LOADED BARBELLS



FULL VERSION



BASE VERSION

### AVAILABLE VERSIONS

- 1PBF10-1PBF18 / 1PBB10-1PBB18 10-18 KG with 2 kg increases
- 1PBF20-1PBF50 / 1PBB20-1PBB50 20-50 KG with 5 kg increases
- Full version high resistance cover (internal and external): red, graphite
- Unit of measure: Kg/Lb

## PRE - LOADED CURL BARBELLS




FULL VERSION



BASE VERSION

### AVAILABLE VERSIONS

- 1PCBF10-1PCBF18 / 1PCBB10-1PCBB18 10-18 KG with 2 kg increases
- 1PCBF20-1PCBF50 / 1PCBB20-1PCBB50 20-50 KG with 5 kg increases
- Full version high resistance cover (internal and external): red, graphite
- Unit of measure: Kg/Lb





Worldwide Fitness Company

# POWERLIFTING

Powerlifting 100% Made in Italy.

La proposta Powerlifting Panatta rispetta la tradizione di solidità, robustezza e perfetta biomeccanica andando incontro alle esigenze degli atleti professionisti. Caratteristiche queste fondamentali per assicurare agli utenti di tutti i livelli sportivi la massima sicurezza durante l'allenamento.

Powerlifting 100% Made in Italy.

Panatta Powerlifting respects traditional solidity, sturdiness and perfect biomechanics by meeting the needs of professional athletes. These are essential features to ensure the maximum safety when training to all the athletes of whatever sport level.

n° products: 6

Find more



FR. Powerlifting 100% Made in Italy. La proposition Powerlifting Panatta respecte la tradition de solidité, de robustesse et de biomécanique parfaite, répondant aux besoins des athlètes professionnels. Ce sont des caractéristiques fondamentales pour assurer une sécurité maximale aux utilisateurs de tous niveaux.

ES. Powerlifting 100% Made in Italy. La propuesta Powerlifting Panatta respeta la tradición de solidez, robustez y perfecta biomecánica, respondiendo a las exigencias de los atletas profesionales. Características fundamentales para garantizar a los usuarios de todos los niveles deportivos la máxima seguridad durante el entrenamiento.

DE. Powerlifting 100% Made in Italy. Die Panatta Powerlifting Serie vereint extreme Robustheit und perfekte Biomechanik, indem es die Bedürfnisse der professionellen Athleten erfüllt. Dies sind wesentliche Merkmale, um die maximale Sicherheit beim Training für alle Athleten, egal auf welchem Trainingsniveau, zu gewährleisten.

RU. Powerlifting 100% «Сделано в Италии». Предложение Powerlifting от компании Panatta уважает традиции прочности, надежности и совершенной биомеханики, удовлетворяя потребности профессиональных спортсменов. Эти функции имеют фундаментальное значение для обеспечения максимальной безопасности пользователей всех уровней во время тренировок.

AR.

POWERLIFTING بارور لفتح 100٪ صنع في إيطاليا.  
يخترم مشروع PANATTA POWERLIFTING تراث الصلابة والقوة والميكانيكا الحيوية المثالية، مما يلبي احتياجات الرياضيين المحترفين. وهذه الخصائص أساسية لضمان أقصى درجات الأمان للمستخدمين في جميع مستويات الرياضة أثناء التدريب.



# POWERLIFTING COMBO SQUAT RACK / BENCH

1PWL102

## MAIN FEATURES

- It complies with IPF parameters
- Barbell keepers adjustable in height and inclination with telescopic system
- Frame of 4 mm steal thickness
- Rear lifting levers
- Height adjustable safety levers with telescopic system
- Bench Press with integrated spotter platform to put on the rack with hooking/release system



DIMENSIONS		LOAD		OPTIONAL
W	215 cm	H	120-188 cm	Barbells
L	190 cm	Wt	260 kg	

# POWERLIFTING SQUAT RACK

1PWL101

## MAIN FEATURES

- It complies with IPF parameters
- Barbells keepers adjustable in height and inclination with telescopic system
- Frame of 4 mm steal thickness
- Rear lifting levers
- Height adjustable safety supports with telescopic system (optional)



DIMENSIONS		LOAD		OPTIONAL
W	215 cm	H	120-188 cm	Barbells
L	125 cm	Wt	160 kg	4GRPWL1 - adjustable safety holders for 1PLW101

# POWERLIFTING BENCH

1PWL103

## MAIN FEATURES

- It complies with IPF parameters
- Barbells keepers adjustable in height with telescopic system
- Frame of 4 mm steal thickness
- Rear lifting levers for height adjustment
- Height adjustable safety supports with telescopic system



DIMENSIONS		LOAD		OPTIONAL
W	130 cm	H	95-128 cm	Barbells
L	160 cm	Wt	165 kg	



## POWERLIFTING PLATFORM (2,5X3 m)

1PWL301



### DIMENSIONS

W 300 cm H 3 cm  
L 250 cm Wt 200 kg

## OLYMPIC PLATFORM FOR HALF RACK (3X3 m)

1PWL302



### DIMENSIONS

W 300 cm H 3 cm  
L 300 cm Wt 160kg

## OLYMPIC PLATFORM (3X1 m)

1PWL303



### DIMENSIONS

W 300 cm H 3 cm  
L 100 cm Wt 90 kg



**DYNAMIC  
FUNCTIONAL  
CAGE**

**INDOOR AND  
OUTDOOR**





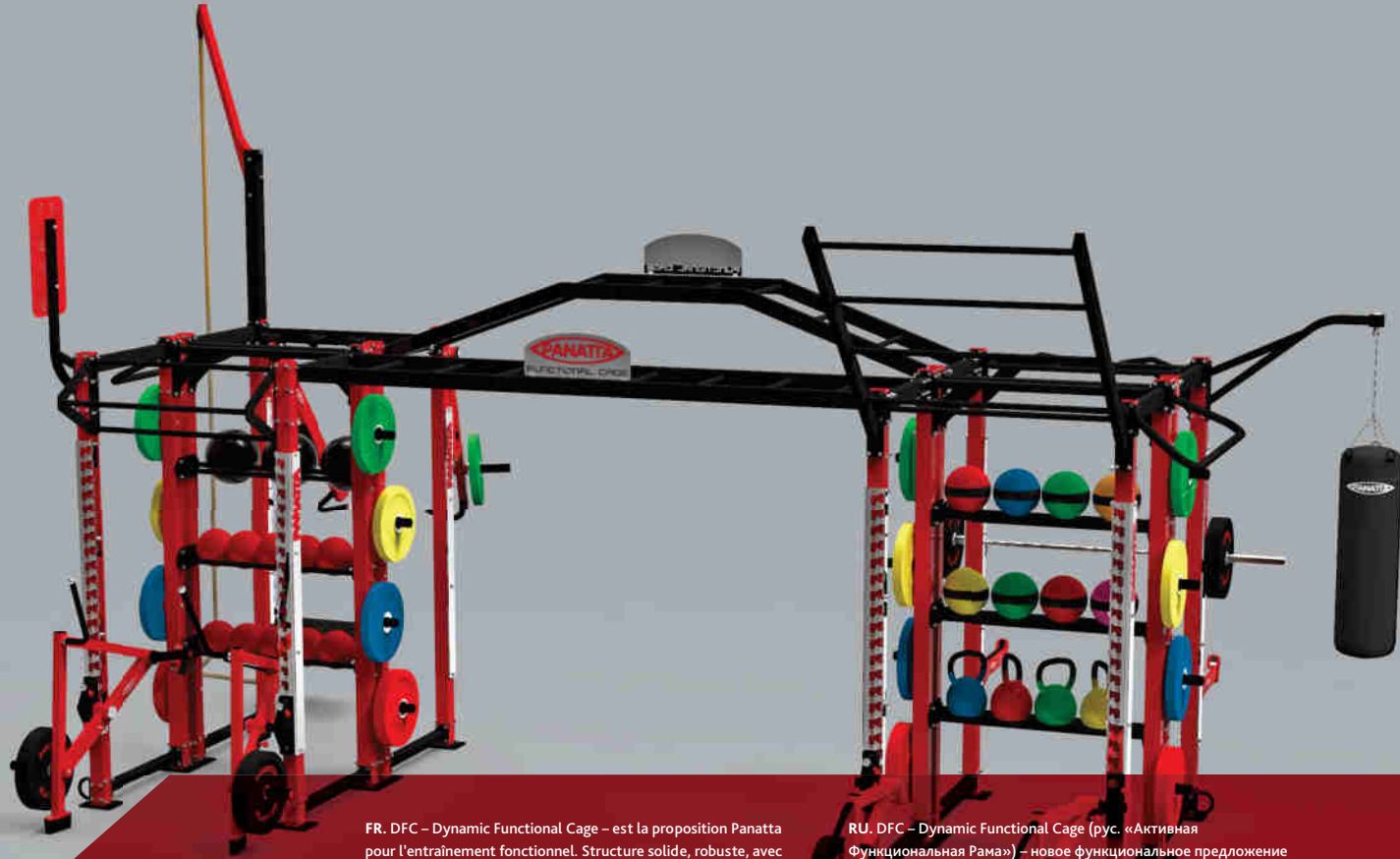
Worldwide Fitness Company

# DYNAMIC FUNCTIONAL CAGE INDOOR

DFC – Dynamic Functional Cage – è la proposta Panatta per l'allenamento funzionale. Struttura solida, robusta dal design moderno e Made in Italy al 100%. Oltre ai quattro modelli proposti, Panatta offre la possibilità di creare una DFC completamente custom realizzata in funzione dello spazio a disposizione e della tipologia di allenamento.

DFC – Dynamic Functional Cage – represents our innovative solution for functional training. Solid and robust structure, modern design and 100% Made in Italy. In addition to the 4 options presented, Panatta gives the chance to create a completely customized DFC according to the available space and to the type of training.

Find more



FR. DFC – Dynamic Functional Cage – est la proposition Panatta pour l'entraînement fonctionnel. Structure solide, robuste, avec design moderne et 100% Made in Italy. Outre les quatre modèles proposés, Panatta offre la possibilité de créer une DFC entièrement personnalisée en fonction de l'espace disponible et du type d'entraînement.

ES. DFC – Dynamic Functional Cage – representa la innovativa propuesta Panatta para el entrenamiento funcional. Una estructura sólida y resistente, con un diseño moderno y 100% Hecha en Italia. Más allá de los 4 modelos presentados, Panatta ofrece la posibilidad de crear una jaula DFC completamente personalizada considerando el espacio a disposición y la tipología de entrenamiento.

DE. DFC - Dynamic Functional Cage - ist der Panatta-Vorschlag für funktionelles Training. Starke und solide Struktur mit einem modernen 100% Made in Italy Design. Zusätzlich zu den vier vorgeschlagenen Modellen bietet Panatta die Möglichkeit, einen vollständig custom DFC zu erstellen, der entsprechend dem verfügbaren Platz und der Art des Trainings erstellt wird.

RU. DFC – Dynamic Functional Cage (рус. «Активная Функциональная Рама») – новое функциональное предложение под брендом Panatta. Надежная и прочная конструкция с современным дизайном и 100% Made in Italy. Помимо четырех предложенных моделей, Panatta предоставляет возможность создать раму DFC по индивидуальному запросу клиента, в зависимости от имеющейся площади и типа тренировки.

AR.

DFC (جهاز التمارين الوظيفية) يمثل حلًا المبتكر للتدريب الوظيفي و الذي يتضمن تدريب الجسم على الأنشطة التي نقوم بها في الحياة اليومية. بنية متينة ، قوية ، تصميم حديث و صناعة إيطالية 100% . بالإضافة الى الخيارات الأربعة المعروضة ، توفر شركة باناتا الفرصة لإنشاء جهاز تمارين وظيفي مخصص تمامًا وفقًا للمساحة المتاحة و نوع التدريب المطلوب.



# DFC 184 ELITE

1DFC001\*



\*barbells and functional accessories not included

## DIMENSIONS

W	420 cm	H	410 cm	Surface	33 sqm	Delivery	Disassembled
L	790 cm	Wt	1100 kg	Suggested workout surface	60 sqm		

## INCLUDED ELEMENTS

### STRUCTURAL ELEMENTS

CODE	DESCRIPTION	Q.TY
1DFC1	CAGE BLOCK 184 ELITE Rack High: Rack Kettlebell Rack Low: Rack Kettlebell Rack Mid: Rack Kettlebell Crossbar Front: Straight Crossbar Rear: Rubbergrip	1
1DFC1	CAGE BLOCK 184 ELITE Rack High: Rack Ball Rack Low: Rack Ball Rack Mid: Rack Ball Crossbar Front: Triangular Crossbar Rear: Pullupball	1
4GRDFC34	LINK WITH HORIZONTAL SCALE	1
4GRDFC35	LINK WITH INCLINED SCALE	1

### FIXED ELEMENTS

CODE	DESCRIPTION	Q.TY
4GRDFC29	POWER JOINT MODULE	1
4GRDFC30	INCLINED SCALE MODULE	1
4GRDFC31	PUNCHING BAG MODULE	1
4GRDFC38	BALL TARGET MODULE	1
4GRDFC42	CLIMBING ROPE MODULE	1
4GRDFC47	BAR STORAGE MODULE	1
4GRIS17	DISK HOLDER	16
75TDFC028V	BATTLE ROPE HOOK MODULE	1
75TDFC044V	LATERAL FAT BAR DFC 184 ELITE/136 EDGE	2

### MOBILE ELEMENTS

CODE	DESCRIPTION	Q.TY
4GRDFC3	SQUAT LUNGE MODULE	1
4GRDFC4	STEP-UP BOARD MODULE	1
4GRDFC5	COMBO TWIST MODULE	1
4GRDFC6	JAMMER MODULE	1
4GRDFC7	ADJUSTABLE CROSSBAR MODULE	1
4GRDFC9	DIPS MODULE	1
4GRDFC10	SINGLE BARBELL HOOK	2
4GRDFC11	SINGLE SAFETY STOP	2

# DFC 136 EDGE

1DFC002\*



\*barbells and functional accessories not included

## DIMENSIONS

W	310 cm	H	410 cm	Surface	25 sqm	Delivery	Disassembled
L	790 cm	Wt	930 kg	Suggested workout surface	50 sqm		

## INCLUDED ELEMENTS

### STRUCTURAL ELEMENTS

CODE	DESCRIPTION	Q.TY
1DFC2	CAGE BLOCK 136 EDGE Rack High: Rack Kettlebell Rack Low: Rack Kettlebell Rack Mid: Rack Kettlebell Crossbar Front: Straight	1
1DFC2	CAGE BLOCK 136 EDGE Rack High: Rack Ball Rack Low: Rack Ball Rack Mid: Rack Ball Crossbar Front: Pullupball	1
4GRDFC35	LINK WITH INCLINED SCALE	1
75TDFC036V	LINK WITH LONG CROSSBAR L2976	1

### FIXED ELEMENTS

CODE	DESCRIPTION	Q.TY
4GRDFC29	POWER JOINT MODULE	1
4GRDFC30	INCLINED SCALE MODULE	1
4GRDFC31	PUNCHING BAG MODULE	1
4GRDFC38	BALL TARGET MODULE	1
4GRDFC42	CLIMBING ROPE MODULE	1
4GRDFC47	BAR STORAGE MODULE	1
4GRIS17	DISK HOLDER	16
75TDFC028V	BATTLE ROPE HOOK MODULE	1
75TDFC044V	LATERAL FAT BAR DFC 184 ELITE/136 EDGE	2

### MOBILE ELEMENTS

CODE	DESCRIPTION	Q.TY
4GRDFC3	SQUAT LUNGE MODULE	1
4GRDFC4	STEP-UP BOARD MODULE	1
4GRDFC5	COMBO TWIST MODULE	1
4GRDFC6	JAMMER MODULE	1
4GRDFC7	ADJUSTABLE CROSSBAR MODULE	1
4GRDFC9	DIPS MODULE	1
4GRDFC10	SINGLE BARBELL HOOK	4
4GRDFC11	SINGLE SAFETY STOP	4



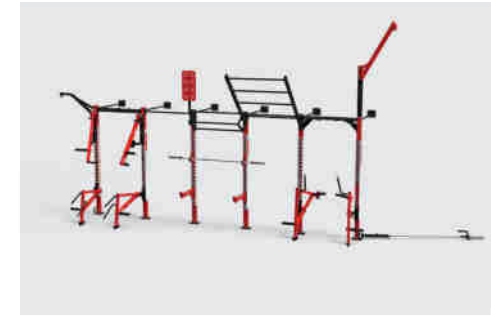
# DFC 184 RIG

1DFC003\*



# DFC WALL MOUNTED

1DFC004\*



\*barbells and functional accessories not included

## DIMENSIONS

W	420 cm	H	410 cm	Surface	34 sqm	Delivery	Disassembled
L	800 cm	Wt	850 kg	Suggested workout surface	60 sqm		

## INCLUDED ELEMENTS

### STRUCTURAL ELEMENTS

CODE	DESCRIPTION	Q.TY
1DFC3	CAGE BLOCK 184 RIG Crossbar Front: Straight Crossbar Rear: Pullupball Crossbar Mid: Double diameter	1
1DFC3	CAGE BLOCK 184 RIG Crossbar Front: Triangular Crossbar Rear: Rubbergrip Crossbar Mid: Multihandle	1
4GRDFC34	LINK WITH HORIZONTAL SCALE	1
4GRDFC35	LINK WITH INCLINED SCALE	1

### FIXED ELEMENTS

CODE	DESCRIPTION	Q.TY
4GRDFC29	POWER JOINT MODULE	1
4GRDFC30	INCLINED SCALE MODULE	1
4GRDFC31	PUNCHING BAG MODULE	1
4GRDFC32	LATERAL FAT BAR - DFC 184 RIG	2
4GRDFC38	BALL TARGET	1
4GRDFC42	CLIMBING ROPE MODULE	1
4GRDFC47	BAR STORAGE MODULE	1
4GRIS17	DISK HOLDER	0
75TDFC028V	BATTLE ROPE HOOK MODULE	1

### MOBILE ELEMENTS

CODE	DESCRIPTION	Q.TY
4GRDFC3	SQUAT LUNGE MODULE	1
4GRDFC4	STEP-UP BOARD MODULE	1
4GRDFC5	COMBO TWIST MODULE	1
4GRDFC6	JAMMER MODULE	1
4GRDFC7	ADJUSTABLE CROSSBAR MODULE	1
4GRDFC9	DIPS MODULE	1
4GRDFC10	SINGLE BARBELL HOOK	2
4GRDFC11	SINGLE SAFETY STOP	2



\*barbells and functional accessories not included

## DIMENSIONS

W	250 cm	H	410 cm	Surface	22 sqm	Delivery	Disassembled
L	900 cm	Wt	620 kg	Suggested workout surface	45 sqm		

## INCLUDED ELEMENTS

### STRUCTURAL ELEMENTS

CODE	DESCRIPTION	Q.TY
1DFC4	CAGE BLOCK WALL MOUNTED Crossbar Front: Pullupball Link: yes	1
1DFC4	CAGE BLOCK WALL MOUNTED Crossbar Front: Triangular Link: yes	1
1DFC4	CAGE BLOCK WALL MOUNTED Crossbar Front: Rubbergrip Link: no	1

### FIXED ELEMENTS

CODE	DESCRIPTION	Q.TY
4GRDFC29	POWER JOINT MODULE	1
4GRDFC30	INCLINED SCALE MODULE	1
4GRDFC31	PUNCHING BAG MODULE	1
4GRDFC32	LATERAL FAT BAR - DFC 184 RIG	0
4GRDFC38	BALL TARGET	1
4GRDFC42	CLIMBING ROPE MODULE	1
4GRDFC47	BAR STORAGE MODULE	1
4GRIS17	DISK HOLDER	0
75TDFC028V	BATTLE ROPE HOOK MODULE	1

### MOBILE ELEMENTS

CODE	DESCRIPTION	Q.TY
4GRDFC3	SQUAT LUNGE MODULE	1
4GRDFC4	STEP-UP BOARD MODULE	1
4GRDFC5	COMBO TWIST MODULE	1
4GRDFC6	JAMMER MODULE	1
4GRDFC7	ADJUSTABLE CROSSBAR MODULE	1
4GRDFC9	DIPS MODULE	1
4GRDFC10	SINGLE BARBELL HOOK	2
4GRDFC11	SINGLE SAFETY STOP	2

# DFC POWER RACK WITH LAT/PULLEY

1DFC5\*



\* BARBELLS AND FUNCTIONAL ACCESSORIES NOT INCLUDED

## DIMENSIONS

W	155 cm	H	240 cm	Std load (Lat module)	100 kg	Max load	400 kg	Delivery	Disassembled
L	255 cm	Wt	460 kg	Ratio	1:2	Optional	Barbells		

## INCLUDED ELEMENTS

## STRUCTURAL ELEMENTS

CODE	DESCRIPTION	Q.TY
4GRDFC16DX	RIGHT COLUMN WITH SHEET METAL	2
4GRDFC16SX	LEFT COLUMN WITH SHEET METAL	2
4GRDFC16	COLUMN WITHOUT SHEET METAL	2
4GRDFC49	DFC BASEMENT KIT	2
7STDFC017V	LOWER STRUCTURAL CROSSBAR L 720	2
7STDFC018V	LOWER STRUCTURAL CROSSBAR L 400	2
7STDFC019V	HIGHER STRUCTURAL CROSSBAR L 720	2
7STDFC020V	HIGHER STRUCTURAL CROSSBAR L 400	2
7STDFC021V	LINK CROSSBAR	2
7STDFC041V*	PULL-UP BALL CROSSBAR	1

## FIXED ELEMENTS

CODE	DESCRIPTION	Q.TY
4CRDFC47	BAR STORAGE MODULE	1
4GRDFC50	KIT 3 HOOKS FOR ELASTIC BANDS	4
4GRDFC51	LAT MACHINE/PULLEY MODULE	1
4GRIS17	DISK HOLDER	8

## MOBILE ELEMENTS

CODE	DESCRIPTION	Q.TY
4GRDFC10	SINGLE BARBELL HOOK	2
4GRDFC11	SINGLE SAFETY STOP	2

\*variable element to be chosen between 4GRDFC25, 7STDFC026V, 7STDFC027V, 7STDFC041V



# DFC POWER RACK WITH DUAL ADJUSTABLE PULLEY

1DFC6\*



\* BARBELLS AND FUNCTIONAL ACCESSORIES NOT INCLUDED

## DIMENSIONS

W	140 cm	H	240 cm	Std load (Dual modules)	100 + 100 kg	Max load	400 kg	Optional	Barbells	Accessories	2 Combo Dual
L	250 cm	Wt	680 kg	Ratio	1:4	Cable Length	4 m	Delivery	Disassembled	Included	Handgrips

## INCLUDED ELEMENTS

## STRUCTURAL ELEMENTS

CODE	DESCRIPTION	Q.TY
4GRDFC16DX	RIGHT COLUMN WITH SHEET METAL	2
4GRDFC16SX	LEFT COLUMN WITH SHEET METAL	2
4GRDFC25*	COMPOUND CROSSBAR WITH SHEETS	1
4GRDFC49	DFC BASEMENT KIT	2
7STDFC017V	LOWER STRUCTURAL CROSSBAR L 720	2
7STDFC019V	HIGHER STRUCTURAL CROSSBAR L 720	2
7STDFC041V*	PULL-UP BALL CROSSBAR	1

## FIXED ELEMENTS

CODE	DESCRIPTION	Q.TY
4GRDFC50	KIT 3 HOOKS FOR ELASTIC BANDS	4
4GRDFC52	DUAL MODULE DX	1
4GRDFC53	DUAL MODULE SX	1

## MOBILE ELEMENTS

CODE	DESCRIPTION	Q.TY
4GRDFC10	SINGLE BARBELL HOOK	2
4GRDFC11	SINGLE SAFETY STOP	2

\*variable element to be chosen between 4GRDFC25, 7STDFC026V, 7STDFC027V, 7STDFC041V



# DFC DUAL ADJUSTABLE PULLEY

1DFC8



## DIMENSIONS

W	135 cm	H	240 cm	Standard load	100+100 kg	Delivery	Disassembled	Accessories Included	2 Combo Dual handgrips
L	110 cm	Wt	440 kg	Ratio	1:4	Cable Length	4 m		

# DFC SQUAT RACK

1DFC7\*



\* BARBELLS AND FUNCTIONAL ACCESSORIES NOT INCLUDED

## DIMENSIONS

W	135 cm	H	240 cm	Max load	400 kg	Optional	barbells
L	135 cm	Wt	130 kg	Delivery	Disassembled		

## DFC / ACCESSORIES RACKS

### ACCESSORY RACK

1DFC9\*



\* BARBELLS AND FUNCTIONAL ACCESSORIES NOT INCLUDED

#### DIMENSIONS

W 150 cm H 120 cm Optional barbells  
L 40 cm Wt 70 kg

#### INCLUDED ELEMENTS

##### STRUCTURAL ELEMENTS

CODE	DESCRIPTION	Q.TY
4GRDFC55	ACCESSORY RACK COLUMN COUPLE	2
75TDFC024V*	RACK KETTLEBEL	1
75TDFC023V*	RACK BALL	1
75TDFC064V*	RACK DUMBBELLS	1

##### FIXED ELEMENTS

CODE	DESCRIPTION	Q.TY
4GRIS17	DISK HOLDER D	4

\*variable element to be chosen between 75TDFC023V, 75TDFC024V, 75TDFC063V, 75TDFC064V

### DFC BAR STORAGE

1DFC005




#### DIMENSIONS

W 60 cm H 30 cm Optional barbells  
L 60 cm Wt 50 kg

### WALL RACK

1DFC10\*



\* BARBELLS AND FUNCTIONAL ACCESSORIES NOT INCLUDED

#### DIMENSIONS

W 100 cm H 60 cm Optional barbells,  
L 30 cm Wt 20 kg other accessories

### CROSSFUNCTIONAL SLED


1DFC11\*



\* PLATES NOT INCLUDED

#### DIMENSIONS

W 80 cm H 105 cm Optional plates  
L 80 cm Wt 75 kg



MOSAIC MY HEALTH  
PHYSIOTHERAPY - REHABILITATION CENTERS  
MONTENEGRO / RUSSIA

# DFC INDOOR CUSTOM VERSIONS

## BUILT UP YOUR PERSONAL FUNCTIONAL CAGE

Infinite possibilità di personalizzazione. Panatta dà l'opportunità di costruire una Dynamic Functional Cage personalizzata in funzione dello spazio a disposizione e del tipo di allenamento che il cliente vorrà fare.

Unlimited possibilities of customization. Panatta gives the possibility to set up a customized DFC based on the available space and the type of training according to the client's needs.

## EXAMPLES OF DFC CUSTOM VERSIONS

The weight of the following custom DFC doesn't include the functional accessories and barbells.

### CUSTOM BLOCKS



184 ELITE BLOCK CUSTOM  
Surface 8 sqm Wt 420 kg



136 EDGE BLOCK CUSTOM  
Surface 5,5 sqm Wt 355 kg



184 RIG BLOCK CUSTOM  
Surface 6,5 sqm Wt 280 kg



WALL MOUNTED BLOCK CUSTOM  
Surface 3,5 sqm Wt 120 kg

### CUSTOM BLOCKS WITH ELEMENTS



STARTING CUSTOM BLOCK: 184 ELITE  
Surface 18,5 sqm Wt 690 kg



STARTING CUSTOM BLOCK: 184 RIG  
Surface 10 sqm Wt 480 kg




STARTING CUSTOM BLOCK: 136 EDGE  
Surface 16 sqm Wt 485 kg



STARTING CUSTOM BLOCK: WALL MOUNTED  
Surface 6,5 sqm Wt 180 kg


### LINKED CUSTOM BLOCKS WITH ELEMENTS



STARTING CUSTOM BLOCKS: n.3 184 RIG  
Surface 30,5 sqm Wt 1040 kg



STARTING CUSTOM BLOCKS: n.2 136 EDGE  
Surface 12,5 sqm Wt 680 kg

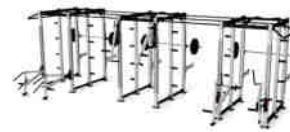


STARTING CUSTOM BLOCKS: n.3 WALL MOUNTED  
Surface 14 sqm Wt 420 kg



STARTING CUSTOM BLOCKS: n.1 184 ELITE AND n.1 184 RIG  
Surface 23,5 sqm Wt 790 kg

### COMPLETELY CUSTOM



GROUND VERSION  
Surface 29 sqm Wt 1075 kg



WALL MOUNTED VERSION  
Surface 15,5 sqm Wt 280 kg



WALL MOUNTED VERSION WITH RACKS  
Surface 8,5 sqm Wt 470 kg

**ELITE BLOCK**

DFC / CUSTOM  
1DFC1



**DIMENSIONS**

W 133,5 cm H 237 cm the dimensions change depending  
L 227 cm Wt 345 kg on the choice of the features.

**RIG BLOCK**

DFC / CUSTOM  
1DFC3



**DIMENSIONS**

W 133,5 cm H 237 cm the dimensions change depending  
L 201,5 cm Wt 230 kg on the choice of the features.

**EDGE BLOCK**

DFC / CUSTOM  
1DFC2



**DIMENSIONS**

W 133,5 cm H 237 cm the dimensions change depending  
L 148 cm Wt 280 kg on the choice of the features.

**WALL MOUNTED BLOCK**

DFC / CUSTOM  
1DFC4



**DIMENSIONS**

W 133,5 cm H 237,5 cm the dimensions change depending  
L 119 cm Wt 105 kg on the choice of the features.

**4GRDFC12**

WALL FIXING KIT



**DIMENSIONS**

W 17 cm H 15 cm  
L 0,8 cm Wt 2 kg

**4GRDFC16SX**

LEFT COLUMN WITH SHEET METAL



**DIMENSIONS**

W 19 cm H 237 cm  
L 15,5 cm Wt 38 kg

**4GRDFC35**

LINK WITH INCLINED SCALE



**DIMENSIONS**

W 301,6 cm H 58 cm  
L 68,5 cm Wt 46 kg

**7STDFC017V**

LOWER STRUCTURAL CROSSBAR L 720



**DIMENSIONS**

W 72 cm H 10 cm  
L 8 cm Wt 4 kg

**4GRDFC16**

COLUMN WITHOUT SHEET METAL



**DIMENSIONS**

W 19 cm H 237 cm  
L 15,5 cm Wt 20 kg

**4GRDFC25**

COMPOUND CROSSBAR WITH SHEATH



**DIMENSIONS**

W 106,5 cm H 30 cm  
L 43 cm Wt 19 kg

**4GRDFC37**

DOUBLE DIAMETER CROSSBAR



**DIMENSIONS**

W 110,5 cm H 8 cm  
L 27,5 cm Wt 9 kg

**7STDFC018V**

LOWER STRUCTURAL CROSSBAR L 400



**DIMENSIONS**

W 40 cm H 10 cm  
L 8 cm Wt 3 kg

**4GRDFC16DX**

RIGHT COLUMN WITH SHEET METAL



**DIMENSIONS**

W 19 cm H 237 cm  
L 15,5 cm Wt 38 kg

**4GRDFC34**

LINK WITH HORIZONTAL SCALE



**DIMENSIONS**

W 301,6 cm H 21 cm  
L 68,5 cm Wt 45 kg

**4GRDFC40**

MULTI-GRIP CROSSBAR



**DIMENSIONS**

W 110,5 cm H 12 cm  
L 27,5 cm Wt 12 kg

**7STDFC019V**

HIGHER STRUCTURAL CROSSBAR L 720



**DIMENSIONS**

W 72 cm H 14 cm  
L 8 cm Wt 4 kg



## DFC / STRUCTURAL ELEMENTS

### 7STDFC020V

HIGHER STRUCTURAL CROSSBAR L 400



#### DIMENSIONS

W 40 cm H 14 cm  
L 8 cm Wt 3 kg

### 7STDFC021V

LINK CROSSBAR



#### DIMENSIONS

W 106,5 cm H 30 cm  
L 8 cm Wt 10 kg

### 7STDFC023V

RACK BALL



#### DIMENSIONS

W 106,5 cm H 12 cm  
L 24 cm Wt 8 kg

### 7STDFC046V

LOWER STRUCTURAL CROSSBAR L 1680



#### DIMENSIONS

W 168 cm H 10 cm  
L 8 cm Wt 9 kg

### 7STDFC047V

STRUCTURAL CROSSBAR FOR SCALE



#### DIMENSIONS

W 106,5 cm H 14 cm  
L 8 cm Wt 6 kg

### 7STDFC061V

TELAIO TRAVERSA INFERIORE L 1065



#### DIMENSIONS

W 106,5 cm H 19 cm  
L 4 cm Wt 7 kg

### 7STDFC024V

RACK KETTLEBELL



#### DIMENSIONS

W 106,5 cm H 12 cm  
L 24 cm Wt 12 kg

### 7STDFC063V

RACK DISKS



#### DIMENSIONS

W 106,5 cm H 20 cm  
L 24 cm Wt 9 kg

### 7STDFC064V

RACK DUMBBELLS



#### DIMENSIONS

W 106,5 cm H 21 cm  
L 24 cm Wt 18 kg

### 4GRDFC49

BASEMENT KIT



#### DIMENSIONS

W 19 cm H 13 cm  
L 6 cm Wt 5 kg

### 4GRDFC55

ACCESSORY RACK COLUMN COUPLE



#### DIMENSIONS

W 8 cm H 120 cm  
L 40 cm Wt 12 kg

### 7STDFC026V

SINGLE CROSSBAR



#### DIMENSIONS

W 106,5 cm H 14 cm  
L 8 cm Wt 4 kg

### 7STDFC027V

TRIANGULAR CROSSBAR



#### DIMENSIONS

W 106,5 cm H 40 cm  
L 36,5 cm Wt 17 kg

### 7STDFC033V

HIGHER STRUCTURAL CROSSBAR L 1680

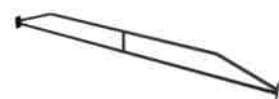


#### DIMENSIONS

W 168 cm H 14 cm  
L 8 cm Wt 9 kg

### 7STDFC036V

LINK WITH LONG CROSSBAR L 2976



#### DIMENSIONS

W 297,6 cm H 29 cm  
L 8 cm Wt 16 kg

### 7STDFC039V

LINK WITH SHORT CROSSBAR L 1716



#### DIMENSIONS

W 171,6 cm H 14 cm  
L 8 cm Wt 5 kg

### 7STDFC041V

PULL-UP BALL CROSSBAR



#### DIMENSIONS

W 106,5 cm H 14 cm  
L 39,5 cm Wt 17 kg



## DFC / MOBILE PANATTA MODULES

### 4GRDFC10

SINGLE BARBELL HOOK



#### DIMENSIONS

W 8 cm H 22 cm  
L 19 cm Wt 2,5 kg

### 4GRDFC4

STEP-UP BOARD MODULE



#### DIMENSIONS

W 74 cm H 30 cm  
L 74,5 cm Wt 17 kg

### 4GRDFC7

ADJUSTABLE CROSSBAR MODULE



#### DIMENSIONS

W 118,5 cm H 13,5 cm  
L 11 cm Wt 5 kg

### 1BC102

VIKING PRESS HANDLE



#### DIMENSIONS

W 69 cm H 9,5 cm  
L 41 cm Wt 8 kg

### 4GRDFC11

SINGLE SAFETY STOP



#### DIMENSIONS

W 8 cm H 25 cm  
L 61 cm Wt 6,5 kg

### 4GRDFC5

COMBO TWIST MODULE



#### DIMENSIONS

W 160 cm H 133 cm  
L 125 cm Wt 64 kg

### 4GRDFC9

DIPS MODULE



#### DIMENSIONS

W 64 cm H 30 cm  
L 73,5 cm Wt 7 kg

### 4GRDFC3

SQUAT LUNGE MODULE



#### DIMENSIONS

W 140 cm H 70,5 cm  
L 132 cm Wt 56 kg

### 4GRDFC6

JAMMER MODULE



#### DIMENSIONS

W 142 cm H 105 cm  
L 66 cm Wt 52 kg

### 1BC101

T-BAR ROW HANDLE



#### DIMENSIONS

W 24 cm H 12 cm  
L 23 cm Wt 2,5 kg



## DFC / FIXED PANATTA MODULES

### 1BC100

POWER JOINT MODULE



#### DIMENSIONS

W 14 cm H 10,5 cm  
L 55 cm Wt 4,5 kg

### 4GRDFC32

LATERAL FAT BAR – DFC 184 RIG



#### DIMENSIONS

W 144 cm H 23,5 cm  
L 33 cm Wt 6,5 kg

### 4GRDFC47

BAR STORAGE MODULE



#### DIMENSIONS

W 28 cm H 5 cm  
L 10 cm Wt 1,5 kg

### 7STDFC044V

LATERAL FAT BAR – DFC 184 ELITE/136 EDGE



#### DIMENSIONS

W 123 cm H 26 cm  
L 33 cm Wt 6 kg

### 4GRDFC30

INCLINED SCALE MODULE



#### DIMENSIONS

W 122,5 cm H 110 cm  
L 102,5 cm Wt 30 kg

### 4GRDFC38

BALL TARGET MODULE



#### DIMENSIONS

W 30 cm H 109,5 cm  
L 16,5 cm Wt 11 kg

### 4GRIS17

DISK HOLDER



#### DIMENSIONS

W 7,5 cm H 7,5 cm  
L 16 cm Wt 0,4 kg

### 4GRDFC50

KIT 3 HOOKS FOR ELASTIC BANDS



#### DIMENSIONS

W 3 cm H 3 cm  
L 8 cm Wt 1 kg

### 4GRDFC31

PUNCHING BAG MODULE



#### DIMENSIONS

W 8 cm H 56,5 cm  
L 84,5 cm Wt 9 kg

### 4GRDFC42

CLIMBING ROPE MODULE



#### DIMENSIONS

W 11 cm H 208 cm  
L 113 cm Wt 22,5 kg

### 7STDFC028V

BATTLE ROPE HOOK MODULE



#### DIMENSIONS

W 8 cm H 14 cm  
L 10 cm Wt 1 kg



**4GRDFC51**

LAT/PULLEY MODULE

**DIMENSIONS**

W 50 cm H 240 cm  
L 95 cm Wt 150 kg

**STANDARD LOAD**

Std 100 kg  
1:2 ratio

**4GRDFC53**

DUAL MODULE LEFT

**DIMENSIONS**

W 20 cm H 240 cm  
L 98 cm Wt 190 kg

**STANDARD LOAD**

Std 100 kg  
1:4 ratio

**4GRDFC52**

DUAL MODULE RIGHT

**DIMENSIONS**

W 20 cm H 240 cm  
L 100 cm Wt 190 kg

**STANDARD LOAD**

Std 100 kg  
1:4 ratio

**4GRDFC54**


DUAL ADJUSTABLE PULLEY FOR DFC

**DIMENSIONS**

W 135 cm H 240 cm  
L 110 cm Wt 400 kg

**STANDARD LOAD**

Std 100 +100 kg  
1:4 ratio





Worldwide Fitness Company

# DYNAMIC FUNCTIONAL CAGE OUTDOOR

DFC OUTDOOR è la proposta Panatta da esterno per l'allenamento funzionale, calistenico e crosstraining. Dodici le strutture proposte di varie forme e dimensioni. Panatta dà inoltre la possibilità di creare una DFC Outdoor completamente personalizzata realizzata in funzione dello spazio a disposizione e della tipologia di allenamento che si desidera fare.

DFC OUTDOOR is the new Panatta solution for outdoor training; functional, calisthenics and cross-training It is made of twelve structures of different shapes and sizes. Panatta gives also the chance to build-up your personal DFC Outdoor fully customized depending on the available space and the desired type of training..

Find more



FR. DFC OUTDOOR est la proposition Panatta outdoor pour l'entraînement fonctionnel, Calisthenics et Crosstraining. 12 structures standard prédéfinies. Panatta donne également la possibilité de créer un DFC Outdoor entièrement personnalisé en fonction de l'espace disponible et du type d'entraînement souhaité.

ES. DFC OUTDOOR OUTDOOR es la propuesta Panatta de exterior para el entrenamiento funcional, calistenia y crosstraining. Doce estructuras propuestas de diversas formas y dimensiones. Panatta, además, ofrece la posibilidad de crear una DFC Outdoor totalmente personalizada, en función del espacio disponible y del tipo de entrenamiento deseado.

DE. DFC OUTDOOR ist die neue Panatta-Lösung für das Training im Freien: Functional, Calisthenics und Cross-Training. Diese Serie besteht aus zwölf Varianten in verschiedenen Formen und Größen. Panatta bietet Ihnen auch die Möglichkeit, Ihren persönlichen DFC Outdoor Trainingsbereich ganz individuell zu gestalten, je nach verfügbarem Platz und der gewünschten Trainingsart.

RU. DFC OUTDOOR - это система от компании Panatta, устанавливаемая на открытом воздухе для функциональных тренировок, вольных упражнений и кросс-тренинга. Предлагается двенадцать конструкций различных форм и размеров. Panatta также предоставляет возможность создать полностью индивидуальный комплект DFC Outdoor в соответствии с имеющимся пространством и типом тренировки, которую вы хотите проводить.

AR.

DFC OUTDOOR هو مشروع من Panatta للهواة الطلق للتدريب الوظيفي، وتمارين الجيمز، والتدريب المختلط. تم تصميم اثني عشر هيكلًا بأشكال وأحجام مختلفة. يوفر Panatta أيضًا إمكانية إنشاء DFC Outdoor مخصص بالكامل وفقًا للمساحة المتاحة ونوع التدريب الذي تريد القيام به.





## DFC 316 OUTDOOR SQUARE

1CC001



### DIMENSIONS

W	199 cm	H	256 cm	Surface	6,3 sqm
L	316 cm	Wt	180 kg	Suggested training space	20 sqm
Delivery			disassembled	N. of users	6

### INCLUDED ELEMENTS

CODE	DESCRIPTION	Q.TY
4GRCC003	DIPS MODULE - OUTDOOR	1
4GRCC004	STEP-UP BOARD MODULE - OUTDOOR	1
4GRCC007	VERTICAL SCALE MODULE - OUTDOOR	1
7STCC018V	CROSSBAR L1450 - OUTDOOR	3

## DFC 125 OUTDOOR WALL

1CC003\*



### DIMENSIONS

W	116 cm	H	256 cm	Surface	1,5 sqm
L	125 cm	Wt	66 kg	Suggested training space	5 sqm
Delivery			disassembled	N. of users	3

### INCLUDED ELEMENTS

CODE	DESCRIPTION	Q.TY
4GRCC006	SQUAT MODULE - OUTDOOR	1
7STCC015V	CROSSBAR L1000 - OUTDOOR	2
4GRCC012	WALL FIXING KIT - OUTDOOR	2

\*BARBELLS AND FUNCTIONAL ACCESSORIES NOT INCLUDED

## DFC 300 OUTDOOR CLIMB

1CC002\*



### DIMENSIONS

W	170 cm	H	416 cm	Surface	5,1 sqm	N. of users	5
L	300 cm	Wt	178 kg	Suggested training space	18,5 sqm	Delivery	Disassembled

### INCLUDED ELEMENTS

CODE	DESCRIPTION	Q.TY
4GRCC001	BASE COLUMN - OUTDOOR	2
4GRCC009	INCLINED PLANE MODULE - OUTDOOR	1
7STCC018V	CROSSBAR L1450 - OUTDOOR	2
4GRCC010	CLIMBING COLUMN MODULE - OUTDOOR	2
4GRCC011	CLIMBING CROSSBAR MODULE - OUTDOOR	1

\*BARBELLS AND FUNCTIONAL ACCESSORIES NOT INCLUDED

## DFC 556 OUTDOOR POWER

1CC004\*



### DIMENSIONS

W	422 cm	H	256 cm	Surface	23,5 sqm	N. of users	12
L	556 cm	Wt	345 kg	Suggested training space	46,5 sqm	Delivery	Disassembled

### INCLUDED ELEMENTS

CODE	DESCRIPTION	Q.TY
4GRCC003	BASE COLUMN - OUTDOOR	1
4GRCC004	INCLINED PLANE MODULE - OUTDOOR	1
4GRCC005	CROSSBAR L1450 - OUTDOOR	1
4GRCC002	CLIMBING COLUMN MODULE - OUTDOOR	1
4GRCC006	CLIMBING CROSSBAR MODULE - OUTDOOR	1
4GRCC009	INCLINED PLANE MODULE - OUTDOOR	1
7STCC018V	CROSSBAR L1450 - OUTDOOR	4
7STCC015V	CROSSBAR L1000 - OUTDOOR	1



\* BARBELL AND FUNCTIONAL ACCESSORIES NOT INCLUDED

# DFC 487 OUTDOOR CROSSBRIDGE

1CC005

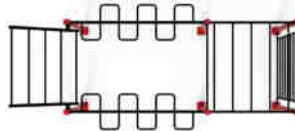


## DIMENSIONS

W	216 cm	H	305 cm	Surface	10,5 sqm	N. of users	7
L	487 cm	Wt	268 kg	Suggested training space	25 sqm	Delivery	Disassembled

## INCLUDED ELEMENTS

CODE	DESCRIPTION	Q.TY
4GRCC001	BASE COLUMN MODULE - OUTDOOR	4
4GRCC007	VERTICAL SCALE MODULE - OUTDOOR	1
7STCC016V	SNAKE CROSSBAR L.2320 - OUTDOOR	2
7STCC020V	HORIZONTAL SCALE MODULE L.1450 - OUTDOOR	1
7STCC018V	CROSSBAR L.1450 - OUTDOOR	1
7STCC019V	INCLINED SCALE MODULE - OUTDOOR	1



# DFC 553 OUTDOOR CROSSBAR

1CC006

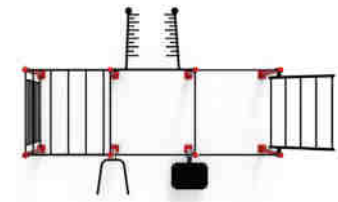


## DIMENSIONS

W	376 cm	H	305 cm	Surface	21 sqm	N. of users	13
L	553 cm	Wt	378 kg	Suggested training space	43,5 sqm	Delivery	Disassembled

## INCLUDED ELEMENTS

CODE	DESCRIPTION	Q.TY
4GRCC007	VERTICAL SCALE MODULE - OUTDOOR	1
4GRCC001	BASE COLUMN MODULE - OUTDOOR	4
4GRCC003	DIPS MODULE - OUTDOOR	1
4GRCC004	STEP UP BOARD MODULE - OUTDOOR	1
4GRCC009	INCLINED PLANE MODULE - OUTDOOR	1
7STCC018V	CROSSBAR L.1450 - OUTDOOR	5
7STCC020V	HORIZONTAL SCALE MODULE L.1450 - OUTDOOR	1
7STCC019V	INCLINED SCALE MODULE - OUTDOOR	1



# DFC 862 OUTDOOR BRIDGE

1CC007\*

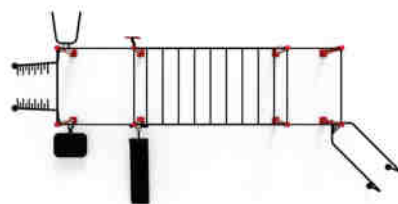


## DIMENSIONS

W	426 cm	H	320 cm	Surface	36,5 sqm	N. of users	16
L	862 cm	Wt	442 kg	Suggested training space	65,5 sqm	Delivery	Disassembled

## INCLUDED ELEMENTS

CODE	DESCRIPTION	Q.TY
4GRCC005	PARALLEL BARS MODULE - OUTDOOR	1
4GRCC006	SQUAT MODULE - OUTDOOR	1
4GRCC001	BASE COLUMN MODULE - OUTDOOR	2
4GRCC002	AB BENCH MODULE - OUTDOOR	1
4GRCC003	DIPS MODULE - OUTDOOR	1
4GRCC004	STEP UP BOARD MODULE - OUTDOOR	1
4GRCC009	INCLINED PLANE MODULE - OUTDOOR	1
7STCC018V	CROSSBAR L1450 - OUTDOOR	5
7STCC015V	CROSSBAR L1000 - OUTDOOR	1
7STCC017V	HORIZONTAL SCALE MODULE L2980 - OUTDOOR	1
4GRCC008	BALL TARGET MODULE - OUTDOOR	1



\* BARBELL AND FUNCTIONAL ACCESSORIES NOT INCLUDED

# DFC 601 OUTDOOR POWER SQUARE

1CC008

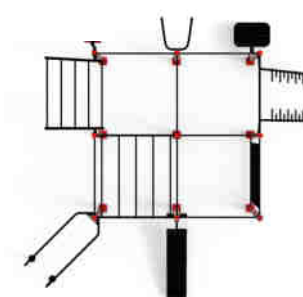


## DIMENSIONS

W	579 cm	H	320 cm	Surface	35 sqm	N. of users	17
L	601 cm	Wt	522 kg	Suggested training space	62,5 sqm	Delivery	Disassembled

## INCLUDED ELEMENTS

CODE	DESCRIPTION	Q.TY
4GRCC003	DIPS MODULE - OUTDOOR	1
4GRCC004	STEP UP BOARD MODULE - OUTDOOR	1
4GRCC002	AB BENCH MODULE - OUTDOOR	1
4GRCC005	PARALLEL BARS MODULE - OUTDOOR	1
4GRCC001	BASE COLUMN MODULE - OUTDOOR	3
4GRCC007	VERTICAL SCALE MODULE - OUTDOOR	1
4GRCC008	BALL TARGET MODULE - OUTDOOR	1
7STCC019V	INCLINED SCALE MODULE - OUTDOOR	1
4GRCC009	INCLINED PLANE MODULE - OUTDOOR	1
7STCC018V	CROSSBAR L1450 - OUTDOOR	7
7STCC020V	HORIZONTAL SCALE MODULE L1450 - OUTDOOR	1



# DFC 812 OUTDOOR RING

1CC009\*

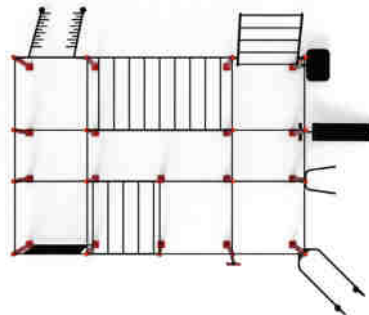


## DIMENSIONS

W	710 cm	H	310 cm	Surface	57,5 sqm	N. of users	30
L	812 cm	Wt	809 kg	Suggested training space	90 sqm	Delivery	Disassembled

## INCLUDED ELEMENTS

CODE	DESCRIPTION	Q.TY
4GRCC007	VERTICAL SCALE MODULE - OUTDOOR	1
4GRCC001	BASE COLUMN MODULE - OUTDOOR	10
4GRCC005	PARALLEL BARS MODULE - OUTDOOR	1
4GRCC003	DIPS MODULE - OUTDOOR	1
4GRCC004	STEP UP BOARD MODULE - OUTDOOR	1
4GRCC002	AB BENCH MODULE - OUTDOOR	1
4GRCC006	SQUAT MODULE - OUTDOOR	1
4GRCC008	BALL TARGET MODULE - OUTDOOR	1
7STCC020V	HORIZONTAL SCALE MODULE L.1450 - OUTDOOR	1
7STCC017V	HORIZONTAL SCALE MODULE L.2980 - OUTDOOR	1
4GRCC009	INCLINED PLANE MODULE - OUTDOOR	1
7STCC019V	INCLINED SCALE MODULE - OUTDOOR	1
7STCC018V	CROSSBAR L.1450 - OUTDOOR	16
7STCC015V	CROSSBAR L.1000 - OUTDOOR	3



\* BARBELL AND FUNCTIONAL ACCESSORIES NOT INCLUDED

# DFC 615 OUTDOOR CORNER

1CC010\*

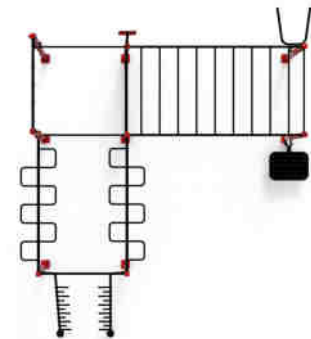


## DIMENSIONS

W	526 cm	H	416 cm	Surface	32 sqm	N. of users	14
L	615 cm	Wt	450 kg	Suggested training space	59 sqm	Delivery	Disassembled

## INCLUDED ELEMENTS

CODE	DESCRIPTION	Q.TY
4GRCC001	BASE COLUMN MODULE - OUTDOOR	2
4GRCC009	INCLINED PLANE MODULE - OUTDOOR	1
7STCC016V	SNAKE CROSSBAR L.2320 - OUTDOOR	1
7STCC018V	CROSSBAR L.1450 - OUTDOOR	3
4GRCC010	CLIMBING COLUMN MODULE - OUTDOOR	2
4GRCC011	CLIMBING CROSSBAR MODULE - OUTDOOR	1
4GRCC007	VERTICAL SCALE MODULE - OUTDOOR	1
4GRCC003	DIPS MODULE - OUTDOOR	1
4GRCC004	STEP UP BOARD MODULE - OUTDOOR	1
7STCC017V	HORIZONTAL SCALE MODULE L.2980 - OUTDOOR	1
4GRCC008	BALL TARGET MODULE - OUTDOOR	1



\* BARBELL AND FUNCTIONAL ACCESSORIES NOT INCLUDED

# DFC 776 OUTDOOR CLIMB TOWER

1CC011\*

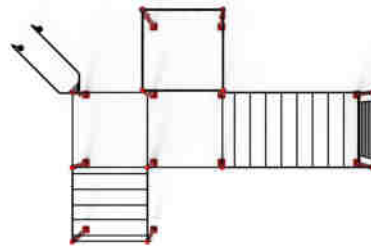


## DIMENSIONS

W	476 cm	H	416 cm	Surface	37,5 sqm	N. of users	15
L	776 cm	Wt	522 kg	Suggested training space	66,5 sqm	Delivery	Disassembled

## INCLUDED ELEMENTS

CODE	DESCRIPTION	Q.TY
4GRCC001	BASE COLUMN MODULE - OUTDOOR	5
4GRCC007	VERTICAL SCALE MODULE - OUTDOOR	1
4GRCC005	PARALLEL BARS MODULE - OUTDOOR	1
4GRCC010	CLIMBING COLUMN MODULE - OUTDOOR	4
4GRCC011	CLIMBING CROSSBAR MODULE - OUTDOOR	4
7STCC020V	HORIZONTAL SCALE MODULE L.1450 - OUTDOOR	1
7STCC017V	HORIZONTAL SCALE MODULE L.2980 - OUTDOOR	1
7STCC018V	CROSSBAR L.1450 - OUTDOOR	7



\* BARBELL AND FUNCTIONAL ACCESSORIES NOT INCLUDED

# DFC 1098 OUTDOOR ALL-AROUND

1CC012\*

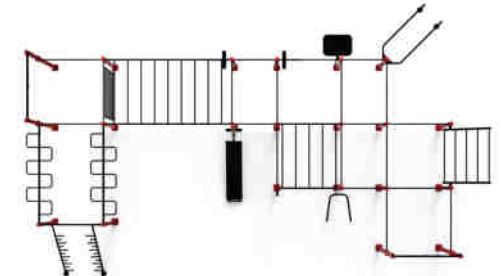


## DIMENSIONS

W	688 cm	H	416 cm	Surface	76 sqm	N. of users	34
L	1098 cm	Wt	974 kg	Suggested training space	105 sqm	Delivery	Disassembled

## INCLUDED ELEMENTS

CODE	DESCRIPTION	Q.TY
4GRCC001	BASE COLUMN MODULE - OUTDOOR	9
4GRCC009	INCLINED PLANE MODULE - OUTDOOR	1
7STCC016V	SNAKE CROSSBAR L.2320 - OUTDOOR	2
7STCC018V	CROSSBAR L.1450 - OUTDOOR	14
4GRCC010	CLIMBING COLUMN MODULE - OUTDOOR	4
4GRCC011	CLIMBING CROSSBAR MODULE - OUTDOOR	2
4GRCC007	VERTICAL SCALE MODULE - OUTDOOR	1
7STCC017V	HORIZONTAL SCALE MODULE L.2980 - OUTDOOR	1
4GRCC006	SQUAT MODULE - OUTDOOR	1
4GRCC002	AB BENCH MODULE - OUTDOOR	1
7STCC015V	CROSSBAR L.1000 - OUTDOOR	4
4GRCC003	DIPS MODULE - OUTDOOR	1
4GRCC004	STEP UP BOARD MODULE - OUTDOOR	1
4GRCC005	PARALLEL BARS MODULE - OUTDOOR	1
7STCC020V	HORIZONTAL SCALE MODULE L.1450 - OUTDOOR	1
4GRCC008	BALL TARGET MODULE - OUTDOOR	1
7STCC019V	INCLINED SCALE MODULE - OUTDOOR	1



\* BARBELL AND FUNCTIONAL ACCESSORIES NOT INCLUDED



**4GRCC001**

BASE COLUMN - OUTDOOR



DIMENSIONS

W 17 cm H 256 cm  
L 17 cm Wt 20 kg

**4GRCC002**

AB BENCH MODULE - OUTDOOR



DIMENSIONS

W 41 cm H 256 cm  
L 198 cm Wt 67 kg

**4GRCC003**

DIPS MODULE - OUTDOOR



DIMENSIONS

W 64 cm H 256 cm  
L 92 cm Wt 37 kg

**4GRCC004**

STEP-UP BOARD MODULE - OUTDOOR



DIMENSIONS

W 74 cm H 256 cm  
L 88 cm Wt 52 kg

**4GRCC005**

PARALLEL BARS MODULE - OUTDOOR



DIMENSIONS

W 74 cm H 256 cm  
L 197 cm Wt 63 kg

**4GRCC006**

SQUAT MODULE - OUTDOOR



DIMENSIONS

W 20 cm H 256 cm  
L 125 cm Wt 54 kg

**4GRCC007**

VERTICAL SCALE MODULE - OUTDOOR



DIMENSIONS

W 17 cm H 256 cm  
L 92 cm Wt 79 kg

**4GRCC008**

BALL TARGET MODULE - OUTDOOR



DIMENSIONS

W 13 cm H 90 cm  
L 30 cm Wt 10 kg

**4GRCC009**

INCLINED PLANE MODULE - OUTDOOR



DIMENSIONS

W 140 cm H 247 cm  
L 145 cm Wt 49 kg

**4GRCC010**

CLIMBING COLUMN MODULE - OUTDOOR



DIMENSIONS

W 17 cm H 416 cm  
L 17 cm Wt 34 kg

**4GRCC011**

CLIMBING CROSSBAR MODULE - OUTDOOR



DIMENSIONS

W 7 cm H 14 cm  
L 159 cm Wt 11 kg

**4GRCC012**

WALL FIXING KIT - OUTDOOR



DIMENSIONS

W 0,8 cm H 17 cm  
L 15 cm Wt 1,5 kg

**7STCC015V**

CROSSBAR L 1000 - OUTDOOR



DIMENSIONS

W 6 cm H 15 cm  
L 100 cm Wt 3 kg

**7STCC016V**

SNAKE CROSSBAR L 2320 - OUTDOOR



DIMENSIONS

W 63 cm H 15 cm  
L 232 cm Wt 22 kg

**7STCC017V**

HORIZONTAL SCALE MODULE L 2980 OUTDOOR



DIMENSIONS

W 151 cm H 15 cm  
L 298 cm Wt 52 kg

**7STCC018V**

CROSSBAR L 1450 - OUTDOOR



DIMENSIONS

W 6 cm H 15 cm  
L 145 cm Wt 4 kg

**7STCC019V**

SCALA SCALE - OUTDOOR



DIMENSIONS

W 140 cm H 27 cm  
L 160 cm Wt 36 kg

**7STCC020V**


HORIZONTAL SCALE MODULE L 1450 OUTDOOR



DIMENSIONS

W 151 cm H 15 cm  
L 145 cm Wt 28 kg

**FIXED ADJUSTMENT SYSTEM**



HEIGHT ADJUSTMENTS



# FUNCTIONAL ACCESSORIES

POWERED BY PANATTA



## CLAMP COLLARS



**DIAMETER**  
 2CZ1901 50 cm  
 2CZ1911 25 cm

## SUSPENSION TRAINER

2CZ1906



**COLOR**  
 Yellow/Black

## COMPETITION BUMPER



2CZ3005	5 kg	Black	2CZ3020	20 kg	Blue
2CZ3010	10 kg	Green	2CZ3025	25 kg	Red
2CZ3015	15 kg	Yellow			

## PANATTA BLACK BUMPER



2CZ4005	5 kg		2CZ4015	15 kg
2CZ4010	10 kg		2CZ4020	20 kg

## MICROLOADS



2CZ10005	0,5 kg	Black	2CZ10015	1,5 kg	Blue
2CZ1001	1 kg	Green	2CZ1002	2 kg	Red

## WALL BALL



2CZ5004	4 kg		2CZ5008	8 kg
2CZ5006	6 kg		2CZ5010	10 kg

**SLAM BALL**

COLOR: BLACK



2CZ6003	3 kg	2CZ6009	9 kg	2CZ6018	18 kg
2CZ6005	5 kg	2CZ6012	12 kg	2CZ6020	20 kg
2CZ6007	7 kg	2CZ6015	15 kg		

**OLYMPIC STEEL KETTLEBELL**

COLOR: BASED ON THE WEIGHT



2CZ8008	8 kg	2CZ8020	20 kg	2CZ8032	32 kg
2CZ8012	12 kg	2CZ8024	24 kg		
2CZ8016	16 kg	2CZ8028	28 kg		

**GUN-EX COBRA BASIC KIT 300**

2CZ109



Cobra ropes 5,5 m	n° 2	Anchor strap	n° 1
Lockable wire carabiner	n° 2	Hip-belt	n° 1
Maillon carabiner	n° 2	Training manual	n° 1

**MED BALL**

COLOR: BASED ON THE WEIGHT



2CZ7002	2 kg	2CZ7005	5 kg	2CZ7008	8 kg
2CZ7003	3 kg	2CZ7006	6 kg	2CZ7009	9 kg
2CZ7004	4 kg	2CZ7007	7 kg	2CZ7010	10 kg

**VINYL KETTLEBEL**

COLOR: BASED ON THE WEIGHT



2CZ9004	4 kg	2CZ9010	10 kg	2CZ9020	20 kg
2CZ9006	6 kg	2CZ9012	12 kg		
2CZ9008	8 kg	2CZ9016	16 kg		

**HEXAGONAL DUMBBELLS**

COLOR: BLACK



2CZ7200025	2 kg	2CZ20020	20 kg	2CZ200375	37,5 kg
2CZ20005	5 kg	2CZ200225	22,5 kg	2CZ200400	40 kg
2CZ7200075	7 kg	2CZ20025	25 kg	2CZ200425	42,5 kg
2CZ20010	10 kg	2CZ200275	27,5 kg	2CZ200450	45 kg
2CZ200125	12,5 kg	2CZ20030	30 kg	2CZ200475	47,5 kg
2CZ20015	15 kg	2CZ200325	32,5 kg	2CZ200500	50 kg
2CZ200175	17,5 kg	2CZ20035	35 kg		

**BATTLE ROPE**

2CZ1905



COLOR	DIMENSION
Black	L 15 m Ø 3,8 cm

**RINGS**

2CZ1900



MADE IN WOOD

**PUNCHING BAG**

2CZ1909



COLOR	MADE IN LEATHER
Black	

**PLYO BOX**

2CZ1910



MADE IN WOOD

**SKIP ROPE 2CZ1906**

2CZ1907



COLOR
Black

**SET LATEX BAND**

2CZ1908



RESISTANCE	7-15 kg	W	2,3 cm	Red
RESISTANCE	10-30 kg	W	2,1 cm	Black
RESISTANCE	15-40 kg	W	3,2 cm	Purple
RESISTANCE	23-57 kg	W	4,5 cm	Green
RESISTANCE	30-80 kg	W	6,4 cm	Blue
RESISTANCE	40-105 kg	W	10,2 cm	Orange

**CLIMBING ROPE**

2CZ1904



DIMENSION
L 5 m Ø 3,8 cm



Worldwide Fitness Company

**INSIDE**  
your functional freedom

# PANATTA INSIDE

Inside nasce con l'obiettivo di consentire all'utente e al trainer la più vasta gamma di esercizi possibile nei più diversi campi di applicazione: functional, isotónico tradizionale, preparazione atletica, riabilitazione, posturale. L'estrema versatilità e le innumerevoli funzionalità dell'attrezzo ne fanno inoltre strumento ideale per l'attività del Personal Trainer che sarà così in grado di offrire al cliente workout sempre nuovi e sempre più stimolanti.

Inside was created with the goal of allowing the user and the trainer the widest possible range of exercises in various fields of application: functional, traditional isotonic, athletic training, rehabilitation, postural. The versatility and the many features of the tool also make it ideal for the activity of the Personal Trainer who will then be able to offer customers new workout ever and increasingly challenging.

n° machines: 1 + 3 external tools

Find more



FR. Inside a été fondée dans le but d'assurer à l'utilisateur et à l'entraîneur le plus large éventail possible d'exercices dans divers domaines d'application: fonctionnel, isotonique traditionnel, préparation athlétique, réhabilitation, exercices posturaux. La polyvalence et les nombreuses fonctionnalités de l'outil rendent cette machine un instrument idéal pour l'activité de l'entraîneur étant en mesure d'offrir aux clients des workout tout neufs d'entraînement et stimulants.

ES. Inside se fundó con el objetivo de permitir al usuario y al entrenador el mayor número posible de ejercicios en diversos campos de aplicación: funcional, isotónico tradicional, preparación atlética, rehabilitación, postural. La extrema versatilidad y las innumerables funcionalidades de la máquina, la convierten en un instrumento ideal para la actividad del entrenador personal, el cual será capaz de ofrecer a los clientes un workout siempre nuevo y cada vez más estimulante.

DE. Inside entsteht mit dem Ziel, dem Benutzer und dem Trainer die größt mögliche Palette an Übungen in den unterschiedlichsten Anwendungsbereichen zu ermöglichen: funktionell, isotonisch traditionell, athletische Vorbereitung, posturale Rehabilitation. Die extreme Vielseitigkeit und die unzähligen Funktionen machen dieses Gerät außerdem zum idealen Instrument für die Aktivitäten des Personal Trainers, der so seinem Kunden stets neue und immer stimulierendere Work-outs bieten kann.

RU. Inside был создан с целью предоставить возможность, как пользователю, так и тренеру выполнять широкий спектр упражнений в зависимости от потребностей: функциональной, традиционно силовой, спортивной тренировки, реабилитации, коррекции осанки. Универсальность и многие другие особенности этого тренажера делают его идеальным для персональных тренеров, которые смогут предложить клиентам новые упражнения со все более разнообразными задачами.

AR.

INSIDE موضوعة بهدف السماح للمستخدم والمدرّب على أوسع نطاق ممكن من التدريبات في مختلف مجالات التطبيق: فعالة، قوة تقليدية، والإعداد الرياضي، وإعادة التأهيل الوضعي، الإمكانات والفعاليات المتعددة للجهاز يجعله مثالي لأنشطة المدرّب الشخصي الذي بدوره سيقدّم للزبون تمارين جديدة ومنتشّة.

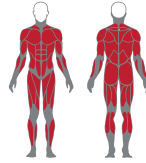




**INSIDE**  
YOUR FUNCTIONAL FREEDOM

# INSIDE

- 11N101 INSIDE
- 11N201 INSIDE - PULL BENCH
- 11N202 INSIDE - PUSH BENCH
- 11N203 INSIDE - STEP
- 11N301 INSIDE - RACK
- 11N401 EDUCATIONAL KIT



## INSIDE YOUR TRAINING

THE RIGHT TRAINING FOR EVERYONE



1 / FUNCTIONAL    2 / STRENGTH    3 / SPORT    4 / REHAB    5 / POSTURAL

## INSIDE YOUR FREEDOM

FREE TO CHOOSE HOW TO WORKOUT

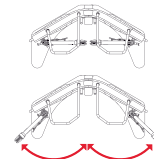
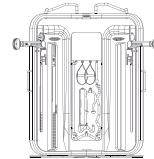


1 / SINGLE    2 / DOUBLE    3 / SMALL GROUP    4 / CIRCUIT


## INSIDE YOUR SPACE

MAXIMUM IN MINIMUM SPACE

**3 SOLUTIONS IN 1**  
 + dual adjustable pulley  
 + cable crossover  
 + single cable machines



## 3 EXTERNAL TOOLS



Pull bench    Step    Push bench

## FULL OPTIONAL WALL

- 2 combo dual handgrips
- swing bar
- straight bar
- curl bar
- waist belt
- triceps rope
- pressdown bar
- multi exercise bar

<b>DIMENSIONS</b>		<b>LOAD</b>	<b>CABLE LENGTH 4 M</b>	<b>EASY STEP</b>
W 95 cm	H 230 cm	Std 120 kg	1:4 RATIO	2 DOCKS FOR SUSPENSION TRAINING ACCESSORIES
L 175 cm	Wt 610 kg	Opt 150 kg	COMBO DUAL HANDGRIPS	



Worldwide Fitness Company

## Dual Adjustable Pulley

# DUAL ADJUSTABLE PULLEY

Attrezzo versatile e di facile uso consente di eseguire vari tipi di allenamento: functional training, preparazione atletica, riabilitazione e ginnastica posturale. Grazie alle regolazioni in altezza ed allo snodo free motion 360° si adatta a qualsiasi tipologia di utente.

Versatile and easy equipment, allows the user to perform various types of exercise: functional training, athletic training, rehabilitation and postural training. Thanks to the height adjustments and to the free motion joint 360° the equipment fits to any type of user.

n° machines: 3

Find more



FR. Machine éleçtrique et facile à utiliser permettant d'exéçuter différentes typologies d'entraînement: functional training, préparation athlétique, rééducation et gymnastique posturale. Grâce aux réglages en hauteur et au dénouement free motion 360° elle s'adapte à tout type d'usager.

ES. Máquina versátil y de utilizo sencillo que permite ejecutar varios ejercicios de entrenamiento: functional training, preparación atlética, rehabilitación y gimnástica postural. Gracias a los ajustes en altura y a la junta free motion 360° se adapta a toda tipología de usuario.

DE. Ein vielseitiges und leichtbenutzbares Trainingsgerät. Damit lassen sich fachspezifisches Training, athletische Vorbereitung, Rehabilitation und alle weiteren Turnübungen ausführen. Dank optimalen Einstellungsmöglichkeiten der Höhe und Kugelgelenke passt sich der Trainingsapparat zu 360° an sämtliche Bedürfnisse der Benutzer an.

RU. Универсальный тренажёр, простой в использовании, позволяющий выполнять различные виды тренировок: функциональный фитнес-тренинг, спортивные тренировки, восстановительная и постуральная гимнастика. Благодаря регулировке по высоте и шарниру, свободно вращающемуся на 360°, он легко подстраивается под любого пользователя.

AR.

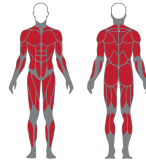
INSIDE  
موضوعة بهدف السماح للمستخدم والمدرّب على أوسع نطاق ممكن من التدريبات في مختلف مجالات التطبيق: فعالة، قوة تقليدية، والأعداد الرياضي، وإعادة التأهيل الوضعي، الإكثبات والفعاليات المتعددة للجهاز يجعله مثالي لأنشطة المدرّب الشخصي الذي بدوره سيقدّم للزبون تمارين جديدة و مثبطة.





# DUAL ADJUSTABLE PULLEY

1FE123 FULL VERSION  
1FE122 SMART VERSION



FULL VERSION

SMART VERSION

## BIOMECHANICS

VERSATILE AND EASY EQUIPMENT



WALL - SMART VERSION



JOINT FREE MOTION 360°



DYNAMIC REGULATION SYSTEM

## MORE THAN 200 EXERCISES

VARIOUS TYPES OF TRAINING



1 / UPPER



2 / LOWER



3 / CORE



4 / SPORT

## FULL VERSIONS

FULL OPTIONAL WALL

### DESCRIPTIVE TABLE

+ 16 movements



### 8 ACCESSORIES

- ▶ 2 combo dual handgrips 2CZ1603
- ▶ swing bar 2CZ1604
- ▶ waist bar 2CZ1605
- ▶ curl bar 2CZ1606
- ▶ straight bar 2CZ1607
- ▶ triceps rope 2CZ1604
- ▶ multi-exercise bar 2CZ1608
- ▶ pressdown bar 2CZ1609



#### DIMENSIONS (machine)

W 150 cm H 235 cm  
L 120 cm Wt 400 kg

#### 2 INDEPENDENT WEIGHT COLUMNS

Std single column 100 kg - total 200 kg  
Opt single column 120 kg - total 240 kg

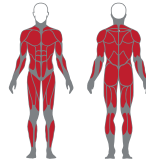
#### SPECIFICATION

Cable Length 4m  
Ratio 1:4



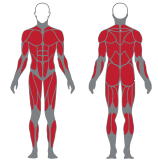
# DUAL ADJUSTABLE PULLEY SPECIAL

1FE122SR



# DUAL ADJUSTABLE PULLEY PT

1HF001



**DIMENSIONS (machine)**

W 135 cm H 230 cm  
L 190 cm Wt 425 kg

**2 INDEPENDENT WEIGHT COLUMNS**

Std 100 kg  
Opt 120 kg

**SPECIFICATION**

Cable Length 4m  
Ratio 1:4

**DIMENSIONS (machine)**

W 180 cm H 235 cm  
L 55 cm Wt 360 kg

**2 INDEPENDENT WEIGHT COLUMNS**

Std 100+100 kg  
Ratio 1:4

**STANDARD ACCESSORIES**

Cable Length 4 m  
2 Combo dual handgrips



# Flexibility

Worldwide Fitness Company

## PANATTA FLEXIBILITY

Le panche stretching FLEXOR and EXTENSOR nascono da attente ricerche con l'intento di fornire al praticante di qualsiasi livello un supporto valido e funzionale per la pratica degli esercizi di flessibilità.

FLEXOR and EXTENSOR stretching benches come from careful research with the intent to provide the user of any level, a valid and functional support for the practice of flexibility exercises.

FR. Les bancs stretching FLEXOR et EXTENSOR issus de la recherche minutieuse dans le but de fournir à l'utilisateur de tout niveau, un support valide et fonctionnel pour la pratique d'exercices de flexibilité.

ES. Los bancos stretching, FLEXOR y EXTENSOR, provienen de investigaciones cuidadosas con la intención de proporcionar al practicante de cualquier nivel, un soporte válido y funcional para la práctica de ejercicios de flexibilidad.

DE. Die Stretching-Bänke FLEXOR und EXTENSOR entstehen durch sorgfältige Forschung mit der Absicht, dem Benutzer jede Art von wertvoller und funktionaler Unterstützung für die Ausübung der Flexibilitätsübungen zu bieten.

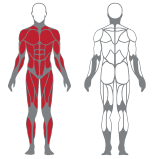
RU. Скамьи для растяжки FLEXOR и EXTENSOR созданы после тщательных исследований в стремлении предоставить пользователю любого уровня существенную и эффективную поддержку в выполнении упражнений на развитие гибкости.

AR. مقاعد الـ FLEXOR و EXTENSOR stretching تأتي من بحوث دقيقة لتقديم للممارس من أي مستوى كان، دعم فعال لممارسة تمارين المرونة.



## STRETCHING FLEXOR BENCH

BENCHES  
1FE261



241

STRETCHING - FLEXIBILITY



### DIMENSIONS

W 149 cm H 104 cm L 76 cm Wt 75 kg

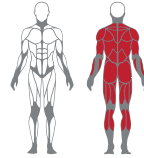
### OPTIONAL

1FE401 - educational kit



# STRETCHING EXTENSOR BENCH

BENCHES  
1FE260




## DIMENSIONS

W 149 cm    H 92 cm    L 73 cm    Wt 67 kg

## OPTIONAL

1FE401 - educational kit





Worldwide Fitness Company



# PANATTA KIDS SYSTEM

## ENERGIA, GIOCO, SPORT E DIVERTIMENTO

Formula originale per far divertire i bambini, facendogli recuperare l'opportunità di fare sport in funzione di una crescita armonica. Ambiente stimolante e divertenti attrezzature permettono di eseguire, in massima sicurezza, dei percorsi di apprendimento motorio sottoforma di gioco, nel rispetto della creatività del fanciullo.

## ENERGY, PLAY, SPORT AND FUN

An original formula geared towards fun that gives children the opportunity to do sport to ensure their harmonious growth. A stimulating environment and fun-to-use equipment that allow children to engage in motor learning activity in the form of play, fully respecting the child creativity.

Find more



## FR. ENERGIE, JEU, SPORT et DIVERTISSEMENT

Formule originale pour amuser les enfants, tout en leur donnant l'opportunité de faire du sport en fonction d'une croissance harmonieuse. Un environnement stimulant et des appareils amusants permettent d'effectuer, en toute sécurité, des parcours d'apprentissage moteur sous forme de jeu, tout en respectant la créativité de l'enfant.

## ES. ENERGÍA, JUEGO, DEPORTE y DIVERSIÓN

Original fórmula para asegurar la diversión de los niños, permitiéndoles recuperar la oportunidad de hacer deporte para un crecimiento armónico. Ambiente estimulante y divertidos equipamientos permiten efectuar, con la máxima seguridad, recorridos de aprendizaje motor en forma de juego, respetando la creatividad del niño.

## DE. ENERGIE, SPIEL, SPORT und SPASS

Originelle Formel, mit der Kindern auf spielerische Weise die Möglichkeit zum Betreiben von Sport als Unterstützung ihres harmonischen Wachstums gegeben wird. In anregender Umgebung können an unterhaltsamen Geräten in höchster Sicherheit motorische Lernpfade in spielerischer Form unter Wahrung der Kreativität des Kindes unternommen werden.

## RU. ЭНЕРГИЯ, ИГРА, СПОРТ и РАЗВЛЕЧЕНИЕ

Оригинальная формула для развлечения детей, предоставляющая им возможность заниматься спортом в соответствии с гармоничным ростом. Стимулирующая среда и интересное оборудование дают им возможность в максимальной безопасности выполнять двигательные упражнения в игровой форме, с учётом творческих способностей ребёнка.

## AR.

طاقة ولعب ورياضة ولهو  
صيغة أصلية للهو للأطفال وتمكينهم من استعادة فرصة ممارسة الرياضة حسب النمو المناسب. بيئات مشجعة ومعدات مرحة تسمح من تنفيذ مسارات تعلم الحركة عن طريق اللعب وضمن احترام إبداع الطفل.



**PANG  
MACHINE**

1KD1



DIMENSIONS		LOAD	
W	85 cm	H	150 cm
L	180 cm	Wt	97 kg
		Std	25 kg

**MAX  
MACHINE**

1KD3



DIMENSIONS		LOAD	
W	85 cm	H	150 cm
L	185 cm	Wt	95 kg
		Std	25 kg

**KITO  
MACHINE**

1KD2



DIMENSIONS		LOAD	
W	85 cm	H	150 cm
L	180 cm	Wt	85 kg
		Std	25 kg

**LUIZ  
MACHINE**

1KD4



DIMENSIONS		LOAD	
W	75 cm	H	150 cm
L	220 cm	Wt	105 kg
		Std	25 kg

**YUMI  
MACHINE**

1KD5



DIMENSIONS		LOAD	
W	65 cm	H	95 cm
L	100 cm	Wt	25 kg

**CLIMBER**

1KD7



DIMENSIONS		LOAD	
W	110 cm	H	182 cm
L	110 cm	Wt	70 kg

**ALEX RUNNER**

1KD6



DIMENSIONS		LOAD	
W	70 cm	H	110 cm
L	170 cm	Wt	50 kg

**PUNCHING BAG**

2CZ1547 PRO BAG +1KD18 KIDS SOFT BAG



DIMENSIONS		LOAD	
W	65 cm	H	170 cm
L	65 cm	Wt	15,5 kg

**CUBE**

1KD9+1KD13 (TOOLS)

**DIMENSIONS**

W	82 cm	H	82 cm
L	82 cm	Wt	37 kg

**OTHER KIDS CODES**

1KD14	1 sqm GREEN PVC FLOOR THICKNESS 9MM - STANDARD: 42 PCS.
1KD16	1 sqm PLAY TRACK THICKNESS 9MM PVC: COLOUR YELLOW, ORANGE, RED, BLUE - STANDARD: 7+7+8+8 PCS.
1KD201	TROLLEY FOR KIDS MACHINES



WUHAN CLUB  
FITNESS CLUB  
CHINA





# RACEWALKER

Worldwide Fitness Company

# PANATTA RACE WALKER

Panatta protagonista della nuova tendenza del group training: il WALKING. Un tappeto a resistenza meccanica, stabile, compatto e dal design moderno, nato dall'esperienza Panatta. Permette di replicare il movimento naturale della camminata in modo fluido e sicuro.

Panatta is a key player in the new trend of group training: WALKING. A mechanical resistance treadmill, stable, compact, featuring modern design, born of the experience of Panatta. Makes it possible to replicate the natural movement of walking in a fluid and safe manner.

FR. Panatta protagoniste de la nouvelle tendance du group training: le WALKING. Un tapis à résistance mécanique, stable, compact au design moderne, né de l'expérience Panatta. Il permet de répéter le mouvement naturel de la marche de façon fluide et sûre.

ES. Panatta protagonista de la nueva tendencia del entrenamiento en grupo: el WALKING. Un tapete de resistencia mecánica, estable, compacto y con un moderno diseño, nacido de la experiencia Panatta. Permite replicar el movimiento natural de caminar en manera fluida y segura.

DE. Panatta ist führend beim neuen Trend des Gruppentrainings: dem WALKING. Ein Laufband mit mechanischem Widerstand, stabil, kompakt und mit modernem Design, Frucht der Erfahrung bei Panatta. Erlaubt das Nachahmen der natürlichen Bewegung des Gehens auf flüssige und sichere Art.

RU. Panatta является лидирующей компанией, занимающейся новой тенденцией групповых тренировок: WALKING. Ковёр,

отличающийся механической прочностью, стабильностью, компактностью и современным дизайном, родился благодаря опыту, накопленному Panatta. Он позволяет повторять естественное движение ходьбы плавным и безопасным образом. Занимает мало места.

AR.

تعتبر شركة Panatta من أوائل الشركات التي نشأت الأخاه الجديد المعروف باسم group training : الأ وهو ال WALKING. بمساحة ذات مقاومة ميكانيكية ومستقر وصلب وذات تصميم حديث وتابع من خبرة شركة Panatta.




DESIGN  
& MADE  
INITALY



# RACE WALKER

1CF60



RESISTANCE ADJUSTMENT



ADJUSTMENTS



SPACE-SAVING



# RACE WALKER SPECIAL

1CF61



SMARTPHONE SUPPORT



ADJUSTMENTS



SPACE-SAVING



**DIMENSIONS (closed)**

W 81 cm H 150 cm  
L 63 cm Wt 93 kg

**DIMENSIONS (open)**

W 81 cm H 150 cm  
L 150 cm Wt 93 kg

**MACHINE WEIGHT**

93 kg

**TREADMILL SURFACE (LxW)**

42x128 cm

**AVAILABLE COLORS**

See Atelier section

**DIMENSIONS (closed)**

W 70 cm H 155 cm  
L 65 cm Wt 90 kg

**DIMENSIONS (open)**

W 70 cm H 145 cm  
L 155 cm Wt 90 kg

**MACHINE WEIGHT**

90 kg

**TREADMILL SURFACE (LxW)**

42x128 cm

**AVAILABLE COLORS**

See Atelier section



Worldwide Fitness Company

# AEROBICS



## BODY PUMP PUMP RACK / SET OF WEIGHT AND BARBELLS

PUMP RACK / 1AB309



### SET OF WEIGHTS

DIMENSIONS		CODE	N.	WEIGHT	THICKNESS	DIAMETER		
W	115 cm	H	86 cm	2CZ1265	2	5 kg	6 cm	25 cm
L	60 cm	Wt	40 kg	2CZ1262	2	2 kg	4,5 cm	25 cm
				2CZ1261	2	1 kg	4 cm	25 cm

## AEROBIC WEIGHTS DUMBBELLS / DUMBBELLS RACK

DUMBBELL RACK / 1AB306

STANDARD COMBINATION FOR AEROBIC DUMBBELL RACK:

N.60	2CZ1361	>	1 kg
N.20	2CZ1362	>	2 kg
N. 8	2CZ1363	>	3 kg
N. 6	2CZ1364	>	4 kg
N. 6	2CZ1365	>	5 kg



DUMBBELLS RACK			
W	94 cm	H	81 cm
L	48 cm	Wt	50 kg

DUMBBELLS	Weight
2CZ1361	1 KG
2CZ1362	2 KG
2CZ1363	3 KG
2CZ1364	4 KG
2CZ1365	5 KG



**LES MILLS SMARTSTEP PRO**

2CZ1200

**LES MILLS SMARTSTEP PRO (1 DECK + 4 RISERS)**

W 106 cm H 5 cm / 15 cm with 4 risers  
L 42 cm

**BOXING GLOVES**

2CZ1522

**FIT BALL**2CZ0055  
2CZ0065**DIAMETER**

2CZ0055 55 cm  
2CZ0065 65 cm

**PRO BAG**

2CZ1541

**ADJUSTMENTS**

3  
HEIGHT 170 CM / 185 CM / 200 CM  
DIAMETER 60 CM  
WEIGHT 18 KG

**TANNING CREAM**

2CZ6



TANNING CREAM 100 gr


**WALLBAR**

2CZ107

2CZ108



DIMENSIONS DOUBLE MODULE 180x250 cm  
DIMENSIONS SINGLE MODULE 90x250 cm



WORLD GYM  
FITNESS CHAIN  
EGYPT



**interior**  
DESIGN YOUR SPACE

Worldwide Fitness Company

# INTERIOR DESIGN YOUR SPACE

Con gli arredi firmati Panatta, forme, colori e materiali definiscono ambienti piacevoli ed eleganti. In linea con le ultime tendenze di design, Panatta propone uno stile in grado di rispecchiare la filosofia del club e di generare un'immediata sensazione di comfort e praticità.

With the furnishings provided by Panatta, shapes, colours, and materials define a pleasant and elegant environment. In line with the latest design trends, Panatta proposes a style that reflects the club's philosophy and gives an immediate sensation of comfort and practicality.

**FR.** Avec les vestiaires signés Panatta, les formes, les couleurs et les matériaux caractérisent des environnements agréables et élégants. Dans la ligne des dernières tendances du design, Panatta propose un style qui reflète la philosophie du club et qui génère une sensation immédiate de confort et un caractère fonctionnel.

**ES.** Con las decoraciones de la marca Panatta las formas, los colores y los materiales definen ambientes placenteros y elegantes. En línea con las últimas tendencias de diseño, Panatta propone un estilo capaz de reflejar la filosofía del club y generar una inmediata sensación de comodidad y practicidad.

**DE.** Mit Einrichtungen aus dem Hause Panatta werden durch Formen, Farben und Materialien angenehme und elegante Räume definiert. Entsprechend der neuesten Designtrends bietet Panatta einen Stil, der die Philosophie des Clubs widerspiegelt und sofort das Gefühl von Komfort und Zweckmäßigkeit erzeugt.

**RU.** Созданный компанией Panatta интерьер, формы, цвета и материалы придают помещениям приятный вид и элегантность. В соответствии с последними тенденциями дизайна компания Panatta предлагает стиль, который может отразить философию клуба и сразу же создать чувство комфорта и практичности.

**AR.**  
الأشكال والألوان والمواد تحدد معالم البيئة الممتعة والأنيقة من خلال الأثاث الذي يحمل علامة Panatta، قامت شركة Panatta، انطلاقاً من الإلهامات الأخيرة للتصميم، بعرض طراز جديد قادر على تلبية فلسفة النادي وخلق إحساس فوري بالراحة والعملية.



## HALF-DOOR LOCKERS / ARMADIETTI

HORIZONTAL CUT / ANTA CORTA

2AS101

2AS102



TWO SECTIONS

FOUR SECTIONS

## HALF-DOOR LOCKERS / ARMADIETTI

"S" CUT / TAGLIO AD "S"

2AS001

2AS002



TWO SECTIONS

FOUR SECTIONS

## FULL-DOOR LOCKERS / ARMADIETTI

FULL-DOOR LOCKERS / ANTA LUNGA

2AS201

2AS202



ONE SECTION

TWO SECTIONS

## CORNER LOCKERS / ARMADIETTI

CORNER

2AS051



**BENCHES / PANCHE**

SMART VERSION / VERSIONE SMART

2AS011 (1M)  
2AS013 (2M)2AS011 + 2AS011 (1M)  
2AS013 + 2AS013 (2M)

FRONT

FRONT + BACK

**BENCHES / PANCHE**

FULL VERSION / VERSIONE FULL

2AS010 (1M)  
2AS012 (2M)2AS010 + 2AS010 (1M)  
2AS012 + 2AS012 (2M)

FRONT

FRONT + BACK

**MIRRORS / SPECCHI**

2AS053

2AS052



MIRROR UNIT

MIRROR

**MIRRORS / SPECCHI**

2AS054



MIRROR

**SECURITY BOXES**

CRASH HELMET HOLDER / PORTACASCHI

2AS007

2AS008



SINGLE MODULE

DOUBLE MODULE

**SECURITY BOXES**

STORAGE BOX FOR VALUABLE ITEMS / PORTAVALORI

2AS004

2AS005



SINGLE MODULE

DOUBLE MODULE

**LOCKING SYSTEM /  
TIPOLOGIA DI CHIUSURA**

PADLOCK LOCKING SYSTEM / CHIUSURA A LUCCHETTO

Other locking systems available on demand / optional

## COMPARATIVE TABLE



TYPE TIPOLOGIA	Half-door Anta corta		"S" shaped cut Anta ad S		Full-door Anta lunga		Comer lockers Angoliera	Storage box Portavalori		Helmet holder Portacaschi		Mirror Specchiera	Mirror unit Mob. Spec.
Length Lunghezza (cm)	40	80	46,5	90,5	40	80	84	37,5	73	37,5	73	80	80
Height Altezza (cm)	200	200	200	200	200	200	200	162	162	162	162	192	200
Depth Profondità (cm)	56	56	56	56	56	56	84	39	39	39	39		54,5
Diagonal Diagonale (cm)							99					1,8	
Thickness Spessore (cm)													
Modules Moduli	2	4		4	1	2		10	20	5	10		
Shelf Mensola		X	X	X	X	X						X	X
Electrical outlet Attacco corrente													X
Interruttore													X
Faretti													2
Code Codice	2AS101L	2AS102L		2AS002L		2AS202L	2AS051L	2AS004L 2AS005L	2AS007L 2AS008L	2AS052	2AS053		



TYPE TIPOLOGIA	Smart Smart				Full Full			
Modules Modulo	front fronte	front/back fronte/retro	front fronte	front/back fronte/retro	front fronte	front/back fronte/retro	front fronte	front/back fronte/retro
Length (cm)	103	103	201	201	103	103		201
Height (cm)	45,5	45,5	45,5	45,5	179,5	179,5		179,5
Depth (cm)	40	80	40	80	43	86		86
Code Codice	2AS011	2AS011+2AS011		2AS013+2AS013	2AS010	2AS010+2AS010		2AS012+2AS012

### COLOURS / COLORI

#### STANDARD COLOURS




Wengè Walnut Oak Larch Grey Elm Sand Anthracite Silver

#### OPTIONAL COLOURS (min quantity: 10 PIECES)



Pale Blue Acid Green Orange Red Fucsia



# GYM FLOOR

Panatta ha selezionato una pavimentazione professionale indoor ed outdoor per tutte le strutture sportive. Pavimentazione Made in Italy, antitrauma, antishock e destinata a durare nel tempo. Certificata EN-1177.

Panatta has selected professional flooring for indoor and outdoor and for all sport facilities. Made in Italy, anti-shock and made to last over the time, Certified EN-1177.

FR. Panatta a sélectionné des sols professionnels pour intérieurs et extérieurs, adaptés à toutes les installations sportives. Revêtement de sol Made in Italy, anti-traumatismes, anti-chocs et destiné à résister dans le temps. Certifié EN-1177.

ES. Panatta ha seleccionado un suelo profesional interior y exterior para todas las instalaciones deportivas. Pavimentación Made in Italy, antitrauma, antishock y destinada a durar en el tiempo. Certificata EN-1177.

DE. Panatta bietet Ihnen professionelle Bodenbeläge für den Innen- und Außenbereich und alle Einsatzzwecke in Ihrem Studio oder Sportanlage an. Hergestellt in Italien, in bester Qualität und dem Ziel großer Langlebigkeit. Zertifiziert DIN EN 1177.

RU. Компания Panatta выбрала профессиональные напольные покрытия для внутреннего и наружного применения для всех спортивных сооружений. Напольные покрытия «Сделано в Италии», противотравматичные, противоударные и рассчитанные на долгий срок службы. Сертификация согласно EN-1177.

AR.

اختارت Panatta أرضيات داخلية وخارجية احترافية لجميع المرافق الرياضية. أرضيات مصنوعة في إيطاليا ومضادة للصدمات ومضادة للإصابات ومصممة لتدوم مع مرور الوقت. معتمدة بشهادة EN-1177.



## ECOGYM TOP INDOOR



2CZC02  
H 1 cm

2CZC03  
H 2 cm

2CZC04  
H 3 cm

### 2CZC02 DIMENSIONS

W 100 cm  
L 100 cm  
H 1 cm  
Colour black  
Without grout line

### 2CZC03 DIMENSIONS

W 100 cm  
L 100 cm  
H 2 cm  
Colour black  
Without grout line

### 2CZC04 DIMENSIONS

W 100 cm  
L 100 cm  
H 3 cm  
Colour black  
Without grout line

## ECOGYM - OUTDOOR



### COLORS



black



matt gray



matt blue



matt green



brick-red

H 5 cm

### 2CZC05 DIMENSIONS

W 50 cm  
L 50 cm  
H 5 cm  
Colour black, matt grey, brick-red, matt blue, matt green

### 2CZC06 DIMENSIONS

W 50 cm  
L 100 cm  
H 5 cm  
Colour black, brick-red, gray, green, blue, With grout line



Worldwide Fitness Company

# MARKETING SUPPORT

La Panatta si affianca alla progettazione del brand del vostro centro, andando poi a sviluppare tutta la comunicazione a 360 gradi! Dall'abbigliamento tecnico ai documenti promozionali (brochure, inviti ad eventi, fidelity card), fino ad arrivare alla corporate identity ed allo studio del sito internet del club.

Panatta helps to design the brand name of your centre, going on to develop all communication 360 degrees! From the tech clothing to the promotional documents (brochures, invitations to events, fidelity card), until developing corporate identity and the study of the club's internet site.

FR. La Société Panatta s'associe à la conception du brand de votre centre, en allant ensuite développer toute la communication à 360 degrés! En partant du vestimentaire technique jusqu'aux documents promotionnels (brochures, invitations aux événements, carte fidélité), jusqu'à arriver à la corporate identity et à l'étude du site internet du club.

ES. Panatta ofrece apoyo en el proyecto de la marca de su centro y luego desarrolla toda la comunicación a 360 grados! Desde el vestuario técnico, los documentos promocionales (folletos, invitaciones a eventos, tarjetas de fidelidad) hasta las identidades corporativas y al estudio del sitio internet del club.

DE. Panatta steht Ihnen bei der Planung des Brands Ihres Zentrums zur Seite, wobei die gesamte Verbindung "rundherum" entwickelt wird! Von der technischen Kleidung bis hin zu Promotionen (Prospekte, Einladungen, Fidelity Card), um schließlich zur Corporate Identity und zum Entwurf der Website des Clubs zu gelangen.

RU. Компания Panatta поможет вам в разработке бренда вашего центра, разрабатывая связи с общественностью на 360 градусов! От профессиональной спортивной одежды до промоциональной документации (брошюры, приглашения на мероприятия, поощрительные карточки), до создания корпоративного образа и изучения Интернет сайта клуба.

AR. تكمل برفقتك تصميم العلامة التجارية للمركز الخاص بك. ثم تطوير كافة الاتصالات. على 360 درجة! إبتداء من الملابس التقنية إلى ملفات ومستندات الترويج (الكتيبات والدعوات لحضور المناسبات . وبطاقة الوفاء) حتى تصل إلى الهوية المؤسسية ودراسة الموقع الإلكتروني للنادي.



## VISUAL

PANATTA LOGO  
2CZG0004



### DIMENSIONS

L 70 cm  
H 16 cm

## VISUAL

POSTER FREE WEIGHT  
2GRHP0021




### DIMENSIONS

L 100 cm  
H 70 cm

## VISUAL

POSTER CARDIO FITNESS  
2GRHP0020




### DIMENSIONS

L 100 cm  
H 70 cm

## VISUAL

POSTER MONOLITH  
2GRHP0022



### DIMENSIONS

L 70 cm  
H 100 cm







## VISUAL

"POWERED BY" PLATE  
2CZG0002GB



### DIMENSIONS

L 50 cm  
H 30 cm

## MERCHANDISING

SMART T-SHIRT - FEMALE



S 2 CZ G0209S L 2 CZ G0209L  
M 2 CZ G0209M XL 2CZG0209XL

## MERCHANDISING

SMART T-SHIRT - MALE



M 2 CZ G0211M XL 2 CZ G0211XL  
L 2 CZ G0211L XXL 2 CZ G0211XXL  
XXXL 2 CZ G0211XXXL


## MERCHANDISING

TOWELS  
2CZG0014



### DIMENSIONS

L 40 cm  
H 90 cm





Worldwide Fitness Company

# AFTER SALE SERVICE

**Affidabilità, Efficienza, Sicurezza.**  
Un servizio strutturato volto a garantire la soddisfazione dei nostri Clienti nel tempo.

Reliability, Efficiency, Safety.  
A service designed to guarantee the constant satisfaction of our customers.

FR. Fiabilité, Efficacité, Sécurité. Un service structuré pour garantir la satisfaction de nos clients au cours du temps.

ES. Fiabilidad, eficiencia, seguridad. Un servicio estructurado dirigido a garantizar la satisfacción de nuestros clientes a lo largo del tiempo.

DE. Zuverlässigkeit, Effizienz, Sicherheit. Ein gegliederter Service zur dauerhaften Gewährleistung der Zufriedenheit unserer Kunden.

RU. Надёжность, эффективность, безопасность.  
Структурированная служба, направленная на гарантию удовлетворённости наших клиентов на протяжении всего времени.

AR. ثقة وكفاءة وأمان.  
خدمات منظمة تهدف إلى تلبية احتياجات العملاء مع الوقت.



## AFTER SALE SERVICES / SERVIZI DI ASSISTENZA

### RELIABLE

Panatta is a reliable partner, supporting customers with an extensive and highly organised after-sales service network.

### EFFICIENT


Panatta guarantees customers a response to their requests in 24/48 h.

### SECURE

With My Panatta Card, Panatta gives customers the possibility to monitor the status of their requests in real time and to interact with the company 24/7.

### INTERNATIONAL NETWORK OF AUTHORISED SERVICE CENTRES

Albania	Canada	Greece	Latvia	Netherlands	Slovakia	Ukraine
Algeria	Chile	Holland	Laos	New Zealand	Slovenia	Uzbekistan
Angola	China	Hungary	Lebanon	Norway	South Korea	U.A.E.
Argentina	Cyprus	India	Libya	Oman	South Africa	U.S.A.
Austria	Colombia	Iran	Lithuania	Pakistan	Sri Lanka	Venezuela
Australia	Czech Republic	Iraq	Luxembourg	Peru	Spain	Volga Region
Azerbaijan	Denmark	Ireland	Macedonia	Poland	Switzerland	
Bahrain	Dominican Republic	Israel	Malaysia	Portugal	Syria	
Belarus	Egypt	Italy	Maldives	Qatar	Tajikistan	
Belgium	Estonia	Jordan	Mauritius	Republic of Belarus	Taiwan	
Bolivia	Finland	Kazakhstan	Mexico	Romania	Tatarstan	
Bosnia - Herz	France	Kazan	Moldavia	Russian Federation	Tunisia	
Brasil	French Polynesia	Kingdom of Saudi Arabia	Montenegro	Senegal	Turkey	
Bulgary	Germany	Kuwait	Morocco	Serbia	U.K.	



PANATTA CRM - ONLINE SUPPORT 24 HOURS  
A DAY, 7 DAYS A WEEK



ONLINE SUPPORT 24  
HOURS A DAY,  
7 DAYS A WEEK

[www.panattasport.com](http://www.panattasport.com)





Worldwide Fitness Company

# PANATTA LAYOUT

Panatta, grazie ad un team dedicato di professionisti, affianca i propri clienti nello studio e progettazione degli ambienti interni, proponendo una corretta ed efficace suddivisione degli spazi in linea con le sue esigenze.

Thanks to a dedicated team of professionals, Panatta assists customers in studying and designing interior environments, proposing the best and most effective layout of the spaces for each customer needs.

FR. Grâce à une équipe spécialisée de professionnels, Panatta aide ses clients dans la conception et la création de leurs locaux internes, en leur proposant une subdivision correcte et efficace des espaces conformément à leurs besoins.

ES. Panatta, gracias a un equipo dedicado de profesionales, ayuda a sus clientes en el estudio y elaboración de los ambientes interiores, proponiendo una correcta y eficaz división de los espacios según sus necesidades.


DE. Panatta unterstützt seine Kunden mit einem Team spezialisierter Profis bei der Entwicklung und Planung der Innenräume und schlägt eine richtige und effiziente Raumaufteilung entsprechend der Bedürfnisse vor.

RU. Благодаря состоящей из специалистов команде, компания Panatta помогает своим клиентам в разработке и проектировании внутренних помещений, предлагая правильное и эффективное разделение пространства в соответствии с собственными требованиями.



AR. تقوم شركة Panatta من خلال الاستعانة بفريق من المحترفين بمرافقة عملائها أثناء دراسة وتصميم الميكنات الداخلية، وتقتراح عليهم تقسيم صحيح وفعال للمساحات ومبني على الاحتياجات المحددة للعميل.

## LAYOUT

### 3D



### 2D



# PANATTA REFERENCES


FITNESS CENTERS, HOTEL-SPA, CORPORATE,  
EDUCATIONAL, MILITARY, MEDICAL REHAB,  
REAL ESTATE



SPORTSTUDIO KOWALSKI  
FITNESS CLUB  
GERMANY



GOLD'S GYM  
FITNESS CHAIN  
EGYPT



GREEN THEORY  
FITNESS CHAIN  
ITALY



STARFIT  
FITNESS CLUB  
SPAIN



Worldwide Fitness Company



FITNESS ADDICT  
FITNESS CHAIN  
FRANCE



FANTASTIC FITNESS CLUB  
FITNESS CLUB  
NETHERLANDS



RAS AL SALMIYA  
LADIES & MEN FITNESS CENTERS  
KUWAIT



XTREME FITNESS GYMS  
FITNESS CHAIN  
POLAND



Worldwide Fitness Company



ATLAS FC FOOTBALL  
PREMIER LEAGUE  
MEXICO



GYMBORSEN  
FITNESS CLUB  
SWEDEN



FITNASTIC  
FITNESS CLUB  
UK



WORLD CLASS  
FITNESS CHAIN  
RUSSIA



Worldwide Fitness Company



KIDZMONDO CHILDREN'S  
EDUTAINMENT CENTERS  
MIDDLE EAST



V-GYM  
FITNESS CLUB  
BULGARIA



NEBRA LUXURY  
RESIDENTIAL AREA  
MEXICO



DYMATIZE ENTERPRISES  
CORPORATE  
U.S.A.



# ATELIER PANATTA PADDINGS



**STANDARD**  
Single coloured padding.



**EXCLUSIVE /OPTIONAL**  
Single coloured padding. Personalization of stitching and lateral border with the following colors: Red, Black and Silver. *Other colors availables on demand / optional.*



**ONLY BORDER**  
/OPTIONAL  
Single coloured padding. Personalization of lateral border with the following colors: Red, Black and Silver. *Other colors availables on demand / optional.*



**SPECIAL EDITION**  
/OPTIONAL ONLY FOR MONOLITH AND INSIDE  
Two kinds of black paddings. Personalization of stitching and lateral border with the following colors: Red, Black and Silver. *Other colors availables on demand / optional.*




## THE PERFECT MACHINE

Panatta gives you the opportunity to customise your equipment, proposing over 2.000 different colour combinations (frame/padding). You will also be able to have your centre's logo embroidered onto the product, making it both unique and exclusive.

## LOGO / OPTIONAL

POSSIBILITY OF CUSTOMIZED PADDING WITH YOUR LOGO.

### FRONT



LOGO ON THE FRONT PART OF THE PADDING. Max dimensions of the front logo (LxH): 14x14 cm

### LATERAL



LOGO ON THE LATERAL PART OF THE PADDING. Max dimensions of the lateral logo (LxH): 20x4 cm

CODE	TEXTURE	FRONT	LATERAL
D	STANDARD	✓	✓
S	SPECIAL	⊖	✓
A	EXCLUSIVE	⊖	✓
L	ONLY BORDER	✓	✓


## PADDING COLOURS




BLACK



RED



CASHMERE



RUBY



SILVER



ORANGE



BROWN






BALTIC

Other colors availables on demand / optional.

# ATELIER PANATTA

CUSTOMIZED PRODUCTIONS



# FRAME COLOURS



**LEG EXTENSION**  
 GRAPHITE FRAME  
 YELLOW MOVING PARTS

**TWO OPTIONAL:**  
 ✓ EXCLUSIVE PADDING  
 ✓ BICOLORED FRAME

## FRAME COLOURS

### STANDARD COLOURS



GRAPHITE



GLOSSY SILVER



WHITE

### OPTIONAL COLOURS / 1



RED



YELLOW



GLOSSY BLACK



MATT BLACK

### OPTIONAL COLOURS / 2



ORANGE




GOLD



PINK



GREEN



ONLY TRANSPARENT COATING  
 ON THE FRAME

## FRAME / ONE ONLY COLOUR

CHOOSE YOUR FAVORITE COLOUR




## BICOLOURED FRAME / OPTIONAL

OPTIONAL AVAILABLE ONLY FOR MONOLITH AND FREEWEIGHT LINES



**NO FRILLS  
ONLY  
WORKOUT**





www.panattasport.com

DESIGNED AND **MADE IN ITALY**

#### ITALY

Panatta Srl  
Via Madonna della Fonte 3/C  
62021 Apiro (MC) Italy  
Tel. +39 0733 611824  
Fax +39 0733 611777  
info@panattasport.it

#### FRANCE

Panatta France S.A.R.L.  
30 Rue de l'Industrie  
92563 Rueil-Malmaison  
Tél. +33 (0) 1 41 39 00 40  
Fax +33 (0) 1 41 29 17 16  
infofr@panattasport.it



@panattasport



@panattaofficial



Panatta® reserves the right to modify its products and documentation at any time without prior notice. All Panatta® brand and patents are owned by Panatta s.r.l. in Italy and abroad. Panatta 2021 © Copyright. The accessories (dumbbells, discs and barbells) are always placed as decorum therefore not included in the machine. All DFC structures (indoor and outdoor) must be firmly fixed to the ground/wall with suitable fasteners. Fastening will be the responsibility of the customer and Panatta cannot be held responsible for any damage to persons or property caused by the use of these devices. Panatta cannot in any way be held responsible for damage to property or persons resulting from incorrect fixing.

\*IPTV - Consultare le specifiche tecniche IPTV Panatta / Check the Panatta IPTV technical specifications.

Panatta® si riserva il diritto di modificare i prodotti e la documentazione senza obbligo di preavviso. I marchi ed i brevetti Panatta® sono di proprietà della Panatta s.r.l. in Italia e all'estero. © Copyright Panatta 2021. Gli accessori (manubri, dischi, bilancieri) sono sempre inseriti come decoro e quindi non sono inclusi nella macchina. Tutte le strutture DFC (indoor ed outdoor) dovranno essere saldamente fissate a terra/parete con idonei dispositivi di fissaggio. Il fissaggio sarà a completa cura del cliente e l'azienda Panatta non potrà in nessun modo essere chiamata in causa per danni a cose o persone rivenienti dall'erroneo fissaggio.

DPGEN\_10000.IT.EN.DE.ES.RU.AR.21

graphic design: tonidigiglio.it - photos: maurizioparadisi.it

# MADE IN ITALY

## PANATTA IS THE LONGEST-LIVED ITALIAN COMPANY IN THE FITNESS INDUSTRY, THE ONE AND ONLY TO PRODUCE TOTALLY THE MACHINES MADE IN ITALY.

PANATTA WAS FOUNDED 6 DECADES AGO BY THE PASSION OF RUDY PANATTA, THE COMPANY BASES ITS ROOTS IN THE ORIGIN OF THE PHYSICAL CULTURE.

THE SUCCESS OF THE PANATTA BRAND IN THE WORLD HAS BEEN POSSIBLE THANKS TO THE TOTAL CONTROL OF THE DEVELOPMENT CYCLE AND THE PRODUCTION PROCESS OF EACH SINGLE MACHINE, WHOSE PRODUCTION PHASES ARE ALL CARRIED OUT INSIDE THE COMPANY. THE COMPANY EXPANDS OVER 20.000 sqm OF COMPLETE INDOOR PROPERTY PLANTS, LOCATED IN THE HEART OF THE MARCHE REGION.

### HEADQUARTER

- Legal office – administrative headquarters
- Sales and Marketing departments
- Showroom of over 1500 sqm with more than 250 fitness machines to view and try out
- Engineering and Design department composed by a team of engineers and designers
- After sale office and spare parts delivery

### MANUFACTURING SITE

- Laboratory of prototypation
- Laboratory of testing
- Mechanical department equipped with 16 manual welding working stations, three-dimensional Robot welding with 10 axes and numerical control machine center
- Mechanized production centre for counterweight including cutting, drilling and finishing operations (1 weight every 38 seconds)
- Polyurethane molding department with a double system for soft production (paddings) and hard components (platform, cloche, etc.)
- Powder coating plant in line: sandblasting machine for cleaning the pieces, 3 painting booths with robotic system, oven and 250 m long aerial conveyor that delivers the finished product directly to the assembly department. Operating system on multiple shifts
- Isotonic and cardio fitness assembly departments
- Quality control and final testing of every single realized product
- Logistic office and shipping with robotized packaging system

## THOSE WHO CHOOSE THE BRAND PANATTA, EMBRACE A HISTORY, A TRADITION, A BIOMECHANICAL EXCELLENCE AND AN INCOMPARABLE QUALITY.



[www.panattasport.com](http://www.panattasport.com)